

## ANNEXURE 6A

- 1 Name of Listed Entity : ROYAL CUSHION VINYL PRODUCTS LIMITED
- 2 Script Code and name : BSE - 526193
- 3 Pre Scheme Shareholding pattern filed under Reg. 31(1)(a)/Reg. 31(1)(b)/Reg. 31(1)(c)
  - a. If under 31(1)(b) then indicate the report for Quarter ending
  - b. If under 31(1)(c) then indicate date of allotment/extinguishment

Pre-Scheme Shareholding pattern of Transferee Company ("ROYAL CUSHION VINYL PRODUCTS LIMITED as on 31st December 2024 (with PAN)

[Without considering the impending Scheme of Arrangement in the nature of merger amalgamation of RoyalSpinwell and Developers Private Limited ("RSDPL") with Royal Cushion Vinyl Products Limited and their respective shareholders and creditors under Sections 230 to 232 of the Companies Act, 2013, which is pending for final approval with the Hon'ble National Company Law Tribunal, Mumbai Bench ("RSDPL-RCVPL Scheme")]

Sr. No.	Particular	Yes/No	Promoter and Promoter Group	Public shareholde	Non Promoter-
1	Whether the Listed Entity has issued any partly paid up shares?	No	No	No	No
2	Whether the Listed Entity has issued any Convertible Securities ?	No	No	No	No
3	Whether the Listed Entity has issued any Warrants ?	No	No	No	No
4	Whether the Listed Entity has any shares against which depository receipts are issued?	No	No	No	No
5	Whether the Listed Entity has any shares in locked-in?	Yes	Yes	No	No
6	Whether any shares held by promoters are pledge or otherwise encum	Yes	Yes		
7	Whether company has equity shares with differential voting rights?	No	No	No	No
8	Whether the listed entity has any significant beneficial owner?	No			




Pre Scheme Shareholding pattern filed under Reg. 31(1)(a)/Reg. 31(1)(b)/Reg. 31(1)(c)

Table I - Summary Statement holding of specified securities

Name of Listed Entity : ROYAL CUSHION VINYL PRODUCTS LIMITED

Face Value: INR 10.00

Category (I)	Category of shareholder (II)	Nos. of share holders (III)	No. of fully paid up equity shares held (IV)	No. of partly paid-up equity shares held (V)	Nos. of shares underlying Depository Receipts (VI)	Total Nos. shares held (VII = IV+V+VI)	Shareholding as a % of total no. of shares (Calculated as per SCRR, 1957) (VIII) As a % of (A+B+C2)	Number of voting Rights held in each class of securities (IX)				No of shares underlying outstanding convertible Securities (including warrants) (X)	Shareholding as a % assuming full conversion of convertible securities(as a % of diluted share capital) (XI) =(VII)+(X) as a % of A+B+C2	Number of Locked in shares (XII)		Number of shares pledged or otherwise encumbered (XIII)		Number of equity shares held in dematerialized form (XIV)
								No of voting Rights			Total as a % of (A+B+ C)			No. (a)	As a % of total shares held (b)	No. (a)	As a % of total shares held (b)	
								Class X	Class Y	Total								
(A)	Promoter and Promoter Group	27	1,46,04,378	-	-	1,46,04,378	39.92%	1,46,04,378	-	1,46,04,378	39.92%	-	39.92%	66,21,250	-	5,63,460	-	1,11,60,918
(B)	Public	4,772	2,19,84,084	-	-	2,19,84,084	60.08%	2,19,84,084	-	2,19,84,084	60.08%	-	60.08%	-	-	-	-	2,16,37,854
(C)	Non Promoter - Non Public	-	-	-	-	-	-	-	-	-	-	-	-	-	-	-	-	-
(C1)	Shares underlying DRs	-	-	-	-	-	-	-	-	-	-	-	-	-	-	-	-	-
(C2)	Shares held by Employee Trusts	-	-	-	-	-	-	-	-	-	-	-	-	-	-	-	-	-
	Total	4,799	3,65,88,462	-	-	3,65,88,462	100%	3,65,88,462	-	3,65,88,462	100%	-	100%	66,21,250	-	5,63,460	-	3,27,98,772

Note: The above does not include the proposed issuance of equity shares on a preferential basis, as approved by the Board in its meeting held on 26<sup>th</sup> March, 2025, which is subject to shareholders' approval.



Pre Scheme Shareholding pattern filed under Reg. 31(1)(a)/Reg. 31(1)(b)/Reg. 31(1)(c)  
Table II - Statement showing Shareholding Pattern of the Promoter and Promoter Group  
Name of Listed Entity : ROYAL CUSHION VINYL PRODUCTS LIMITED  
Face Value: INR 10.00

	Category and Name of the shareholders (I)	Entity type Promoter or Promoter group (Promoter group would exclude promoters) (II)	PAN (II)	No. of share holders (III)	No. of fully paid up equity shares held (IV)	Partly paid-up equity shares held (V)	Nos. of shares underlying Depository Receipts (VI)	Total Nos. shares held (VII = IV+V+VI)	Shareholding % calculate as per SCRR 1957 As a % of (A+B+C2) (VIII)	Number of voting Rights held in each class of securities (IX)				No of shares underlying outstanding convertible Securities (including warrants) (X)	Shareholding as a % assuming full conversion of convertible securities (as a percentage of diluted share capital) (XI)=(VII)+(X) as a % of A+B+C2	Number of Locked In shares (XII)		Number of shares pledged or otherwise encumbered (XIII)		Number of equity shares held in dematerialized form (XIV)
										No of voting Rights			Total as a % of Total voting rights			No. (a)	As a % of total shares held (b)	No. (a)	As a % of total shares held (b)	
										Class X	Class Y	Total								
A1	Indian																			
(a)	Individuals/Hindu Undivided Family			16	50,02,378	-	-	50,02,378	13.67%	50,02,378		50,02,378	13.67%	-	13.67%	46,00,000	91.96%	-	-	50,02,378
	Maresh Kantilal Shah	Promoter	AIWPS1737L	1	31,83,000			31,83,000	8.70%	31,83,000		31,83,000	8.70%		8.70%	31,25,000	98.18%	-	-	31,83,000
	Vinod Kantilal Shah	Promoter	AAGPS4899H	1	10,41,400			10,41,400	2.85%	10,41,400		10,41,400	2.85%		2.85%	10,00,000	96.02%	-	-	10,41,400
	Arvind Vadilal Motasha	Promoter	AABPM7935R	1	4,91,903			4,91,903	1.34%	4,91,903		4,91,903	1.34%		1.34%	4,75,000	96.56%	-	-	4,91,903
	Meena Vinod Shah	Promoter	ABIPM9160L	1	74,000			74,000	0.20%	74,000		74,000	0.20%		0.20%	-	-	-	-	74,000
	Bhavana Mukesh Motasha	Promoter Group	AAOPM2488E	1	40,822			40,822	0.11%	40,822		40,822	0.11%		0.11%	-	-	-	-	40,822
	Anuradha Jayesh Jhaveri	Promoter Group	AHVPJ3233E	1	28,000			28,000	0.08%	28,000		28,000	0.08%		0.08%	-	-	-	-	28,000
	Hansa Arvind Motasha	Promoter	AFAMPI132L	1	27,600			27,600	0.08%	27,600		27,600	0.08%		0.08%	-	-	-	-	27,600
	Deepak Amrutlal Motasha	Promoter	AACPM6040Q	1	27,001			27,001	0.07%	27,001		27,001	0.07%		0.07%	-	-	-	-	27,001
	Jayesh Amrutlal Motasha	Promoter	AADPM6897Q	1	26,800			26,800	0.07%	26,800		26,800	0.07%		0.07%	-	-	-	-	26,800
	Mukesh Amrutlal Motasha	Promoter	AACPM3116H	1	25,701			25,701	0.07%	25,701		25,701	0.07%		0.07%	-	-	-	-	25,701
	Varun Jayesh Motasha	Promoter Group	AADPM5501F	1	19,800			19,800	0.05%	19,800		19,800	0.05%		0.05%	-	-	-	-	19,800
	Suvrat Mahesh Shah	Promoter Group	AADPS0343K	1	13,600			13,600	0.04%	13,600		13,600	0.04%		0.04%	-	-	-	-	13,600
	Dipti Jayesh Motasha	Promoter Group	AAOPM2490C	1	1,051			1,051	0.00%	1,051		1,051	0.00%		0.00%	-	-	-	-	1,051
	Anuradha Arvind Motasha	Promoter Group	AHVPJ3233E	1	1,000			1,000	0.00%	1,000		1,000	0.00%		0.00%	-	-	-	-	1,000
	Jayashree Mahesh Shah	Promoter	ABEPS9578E	1	400			400	0.00%	400		400	0.00%		0.00%	-	-	-	-	400
	Shweta Rishi Matta	Promoter Group	AHWPM7777P	1	300			300	0.00%	300		300	0.00%		0.00%	-	-	-	-	300
	Rohini Mahesh Shah	Promoter Group	AFOPM8537M	-	-			-	-	-		-	-		-	-	-	-	-	-
	Sushilben K Shah	Promoter Group	ABDPS8373G	-	-			-	-	-		-	-		-	-	-	-	-	-
(b)	Government(s)			-	-	-	-	-	-	-	-	-	-	-	-	-	-	-	-	-
(c)	Financial Institutions / Banks			-	-	-	-	-	-	-	-	-	-	-	-	-	-	-	-	-
(d)	Any Other (specify)			-	-	-	-	-	-	-	-	-	-	-	-	-	-	-	-	-
(e)(i)	Bodies Corporate			10	67,22,000	-	-	67,22,000	18.37%	67,22,000	-	67,22,000	18.37%	-	18.37%	20,21,250.00	30.97%	5,63,460	8.38%	61,58,540
	Services LLP	Promoter Group	AAOFB9775H	1	10,35,210			10,35,210	2.83%	10,35,210		10,35,210	2.83%		2.83%	-	-	3,89,460	37.62%	6,45,750
	Trilokmatra Trading & Consultancy Service	Promoter Group	AAKDT0999B	1	10,35,210			10,35,210	2.83%	10,35,210	-	10,35,210	2.83%	-	2.83%	-	-	50,000	4.83%	9,85,210
	Shreesaha Trading & Consultancy Service	Promoter Group	ACUFS2469P	1	10,00,000			10,00,000	2.73%	10,00,000		10,00,000	2.73%		2.73%	10,00,000	100.00%	-	-	10,00,000
	Trilokesh Trading & Consultancy Services	Promoter Group	AAKFT0994N	1	7,33,190	-	-	7,33,190	2.00%	7,33,190		7,33,190	2.00%		2.00%	6,87,500	93.77%	-	-	7,33,190
	Sahishnu Trading & Consultancy Services	Promoter Group	ACUFS2468N	1	7,09,340			7,09,340	1.94%	7,09,340	-	7,09,340	1.94%		1.94%	-	-	41,339	5.83%	6,68,001
	Sugbosh Trading & Consultancy Services	Promoter Group	ACUFS2455D	1	7,09,310			7,09,310	1.94%	7,09,310	-	7,09,310	1.94%		1.94%	-	-	41,263	5.82%	6,68,047
	Shreedaha Trading & Consultancy Service	Promoter Group	ACUFS2470C	1	7,09,300			7,09,300	1.94%	7,09,300		7,09,300	1.94%		1.94%	-	-	41,398	5.84%	6,67,902
	Lokswami Trading & Consultancy Service	Promoter Group	AAFFL7310P	1	6,45,025			6,45,025	1.76%	6,45,025		6,45,025	1.76%		1.76%	2,41,875.00	37.50%	-	-	6,45,025
	Vishvamurti Trading & Consultancy Service	Promoter Group	AAMFV5816D	1	1,00,445			1,00,445	0.27%	1,00,445		1,00,445	0.27%		0.27%	91,875.00	91.47%	-	-	1,00,445
	Sumukh Trading & Consultancy Services	Promoter Group	ACUFS2407B	1	44,970			44,970	0.12%	44,970		44,970	0.12%		0.12%	-	-	-	-	44,970
	Suhruda Trading & Consultancy Services	Promoter Group	ACUFS3174P	-	-			-	0.00%	-		-	0.00%		0.00%	-	-	-	-	-
	Sub Total (A)(1)			26	1,17,24,378	-	-	1,17,24,378	32.04%	1,17,24,378		1,17,24,378	32.04%	-	32.04%	66,21,250	56.47%	5,63,460	4.81%	1,11,60,918
A2	Foreign																			
(a)	Individuals (Non-Resident Individuals/Foreign Individuals)			-	-	-	-	-	-	-	-	-	-	-	-	-	-	-	-	-
(b)	Government			-	-	-	-	-	-	-	-	-	-	-	-	-	-	-	-	-
(c)	Institutions			-	-	-	-	-	-	-	-	-	-	-	-	-	-	-	-	-
(d)	Foreign Portfolio Investor			-	-	-	-	-	-	-	-	-	-	-	-	-	-	-	-	-
(e)	Any Other (specify)			-	-	-	-	-	-	-	-	-	-	-	-	-	-	-	-	-
(e)(i)	Lapada (Mauritius) Limited			1	28,80,000			28,80,000	-	28,80,000	-	28,80,000	7.87%		7.87%	-	-	-	-	-
	Sub Total (A)(2)			1	28,80,000	-	-	28,80,000	7.87%	28,80,000	-	28,80,000	7.87%	-	7.87%	-	-	-	-	-
	Total Shareholding of Promoter and Promoter Group (A)=(A)(1)+(A)(2)			27	1,46,04,378	-	-	1,46,04,378	39.91%	1,46,04,378	-	1,46,04,378	39.91%	-	39.91%	66,21,250	45.34%	5,63,460	3.86%	1,11,60,918



Pre Scheme Shareholding pattern filed under Reg. 31(1)(a)/Reg. 31(1)(b)/Reg. 31(1)(c)

Name of Listed Entity : ROYAL CUSHION VINYL PRODUCTS LIMITED

Script Code and name : BSE - 526193

Details of Shares which remain unclaimed may be given hear along with details such as number of shareholders, outstanding shares held in demat/unclaimed suspense account, voting rights which are frozen etc.

No. of shareholders	No of Shares held
Nil	





0

	Category and Name of the shareholders (I)	PAN (II)	No. of shareh olders (III)	No. of fully paid up equity shares held (IV)	Total Nos. shares held (VII = IV+V+VI)	Shareholding % calculate as per SCRR 1957 As a % of (A+B+C2) (VIII)	Number of voting Rights held in each class of securities (IX)				Total Shareholding as a % assuming full conversion of convertible securities(as a percentage of diluted share capital) (XI)	Number of Locked in shares (XII)		Number of shares pledged or otherwise encumbered (XIII)		Number of equity shares held in dematerializ ed form (XIV)
							No of voting Rights			Total as a % of Total voting riehts		No. (a)	As a % of total shares held (b)	No. (a) (Not aaplicable)	As a % of total shares held (b) (Not Applicable)	
							Class X	Class Y	Total							
B1	Institutions (Domestic)															
(a)	Mutual Funds/UTI		3	5,100	5,100	0.01%	5,100	-	5,100	0.01%	0.01%					
(b)	Venture Capital Funds				-		-		-							
(c)	Alternate Investment Funds				-		-		-							
	Aurum Sme Trust I		1	17,50,000	17,50,000	4.78%	17,50,000		17,50,000	4.78%	4.78%					17,50,000
(f)	Banks		4	3,05,130	3,05,130	0.83%	3,05,130		3,05,130							3,03,600
(g)	Insurance Companies				-		-		-							
(h)	Provident Funds / Pension Funds				-		-		-							
(i)	Asset Reconstruction Companies				-		-		-							
(j)	Sovereign Wealth Funds				-		-		-							
(k)	NBFCs registered with RBI				-		-		-							
(l)	Other Financial Institutions		1	200	200	0.00%	200		200	0.00%	0.00%					
(m)	Any Other (specify)				-		-		-							
	Sub Total B (1)		9	20,60,430	20,60,430	5.63%	20,60,430		20,60,430	5.63%	5.63%					20,53,600
B2	Institutions (Foreign)				-		-		-							
(a)	Foreign Direct Investment				-		-		-							
(b)	Foreign Venture Capital Investors				-		-		-			-	-	-	-	-
(c)	Sovereign Wealth Funds				-		-		-							
(d)	Foreign Portfolio Investors Category I		1	4,518	4,518	0.01%	4,518	-	4,518	0.01%	0.01%	-	-	-	-	4,518
(e)	Foreign Portfolio Investors Category II				-		-		-							-
(f)	Overseas Depositories (holding DRs)(balancing figure)				-		-		-			-	-	-	-	-
(g)	Any Other (specify)				-		-		-			-	-	-	-	-
	Sub Total (B)(2)		1	4,518	4,518	0.01%	4,518	-	4,518	0.01%	0.01%	-	-	-	-	4,518
B3	Central Government/State Government(s)/ President of India															
(a)	Central Government / President of India		-		-		-		-			-	-	-	-	-
(b)	State Government / Governor		-		-		-		-			-	-	-	-	-
(c)	Shareholding by Companies or Bodies Corporate where Central / State Government is a promoter		-		-		-		-			-	-	-	-	-
	Sub Total (B)(3)		-		-		-		-			-	-	-	-	-
B4	Non-institutions															
(a)	Associate Companies/Subsidiaries		-		-		-		-			-	-	-	-	-
(b)	Directors and their relatives (excluding independent directors and nominee directors)		-		-		-		-			-	-	-	-	-
(c)	Key Managerial Personnel		3	3,310	3,310	0.01%	3,310	-	3,310	0.01%	0.01%	-	-	-	-	3,310
(d)	Relatives of promoters (other than 'immediate relatives' of promoters disclosed under 'Promoter and Promoter Group' category)		-		-		-		-			-	-	-	-	-
(e)	Trusts where any person belonging to 'Promoter and Promoter Group' category is 'trustee', 'beneficiary', or 'author of the trust'		-		-		-		-			-	-	-	-	-
(f)	Investor Education NA Page 69 of 230 and Protection Fund (IEPF)									7.89%		-	-	-	-	-
(g)	Individuals - shareholders holding nominal share capital up to Rs 2 Lakh		4,508	28,87,205	28,87,205	7.89%	28,87,205		28,87,205		7.89%	-	-	-	-	26,11,875



(h)	Individual shareholders holding nominal share capital in excess of Rs. 2 Lakh	79	1,37,42,219	1,37,42,219	37.56%	1,37,42,219	1,37,42,219	37.56%	1,37,42,219	-	-	-	-	1,37,42,219
	Sushma Agarwal	1	5,00,000	5,00,000	1.37%	5,00,000	5,00,000	1.37%	5,00,000					5,00,000
	Krishnachandra Ramkaran Toshniwal	1	4,10,000	4,10,000	1.12%	4,10,000	4,10,000	1.12%	4,10,000					4,10,000
	Hemant Pampalia	1	9,80,000	9,80,000	2.68%	9,80,000	9,80,000	2.68%	9,80,000					9,80,000
	Dhiren V Shah	1	7,00,000	7,00,000	1.91%	7,00,000	7,00,000	1.91%	7,00,000					7,00,000
	Danesh Vinodchandra Shah	1	5,05,000	5,05,000	1.38%	5,05,000	5,05,000	1.38%	5,05,000					5,05,000
	Ajay Kirtilal Mehta	1	15,00,000	15,00,000	4.10%	15,00,000	15,00,000	4.10%	15,00,000					15,00,000
	Ajay Krishnakant Parikh	1	10,00,000	10,00,000	2.73%	10,00,000	10,00,000	2.73%	10,00,000					10,00,000
					-	-	-	-	-					-
(i)	Non Resident Indians (NRIs)	28	21,23,646	21,23,646	5.80%	21,23,646	21,23,646	5.80%	21,23,646	-	-	-	-	21,23,646
	Ranjani Gopalaswamy	1	10,00,000	10,00,000	2.73%	10,00,000	10,00,000	2.73%	10,00,000					10,00,000
(j)	Foreign Nationals	1	134	134	0.00%	134	134	0.00%	134	-	-	-	-	134
(k)	Foreign Companies	-	-	-	-	-	-	-	-	-	-	-	-	-
(l)	Bodies Corporate	41	7,56,891	7,56,891	2.07%	7,56,891	7,56,891	2.07%	7,56,891	-	-	-	-	7,56,891
(m)	Any Other (specify)	102	4,05,731	4,05,731	1.11%	4,05,731	4,05,731	1.11%	4,05,731	-	-	-	-	4,05,731
(n)	Employee Trusts	-	-	-	-	-	-	-	-	-	-	-	-	-
(i)	Overseas Corporate Bodies	1	43,800	43,800	0.12%	43,800	43,800	0.12%	43,800	-	-	-	-	43,800
(iii)	HUF	94	3,19,344	3,19,344	0.87%	3,19,344	3,19,344	0.87%	3,19,344	-	-	-	-	3,19,344
(iv)	Clearing Member	1	750	750	0.00%	750	750	0.00%	750	-	-	-	-	750
(v)	LLP	6	41,837	41,837	0.11%	41,837	41,837	0.11%	41,837	-	-	-	-	41,837
(vi)	Others(More than 1% of	-	-	-	-	-	-	-	-	-	-	-	-	-
	Sub Total (B)(4)	4,762	1,99,19,136	1,99,19,136	54.43%	1,99,19,136	1,99,19,136	54.43%	1,99,19,136	-	-	-	-	1,99,19,136
	Total Public Shareholding	4,772	2,19,84,084	2,19,84,084	60.08%	2,19,84,084	2,19,84,084	60.08%	2,19,84,084	-	-	-	-	2,19,84,084
	(B)=(B)(1)+(B)(2)+(B)(3)+(B)(4)									-	-	-	-	

*[Handwritten Signature]*



Pre Scheme Shareholding pattern filed under Reg. 31(1)(a)/Reg. 31(1)(b)/Reg. 31(1)(c)  
Name of Listed Entity :ROYAL CUSHION VINYL PRODUCTS LIMITED  
Script Code and name : BSE - 526193

Name of shareholder	Name of PAC	No. of shareholders	Holding %
Nil			



Pre Scheme Shareholding pattern filed under Reg. 31(1)(a)/Reg. 31(1)(b)/Reg. 31(1)(c)  
Name of Listed Entity : ROYAL CUSHION VINYL PRODUCTS LIMITED  
Script Code and name : BSE - 526193

Details of Shares which remain unclaimed may be given hear along with details such as number of shareholders, outstanding shares held in demat/unclaimed suspense account, voting rights which are frozen etc.	
No. of shareholders	No of Shares held



Pre Scheme Shareholding pattern filed under Reg. 31(1)(a)/Reg. 31(1)(b)/Reg. 31(1)(c)  
Table IV - Statement showing Shareholding Pattern of the Non Promoter - Non Public shareholder  
Name of Listed Entity : ROYAL CUSHION VINYL PRODUCTS LIMITED  
Face Value: INR 10.00

	Category and Name of the shareholders (I)	PAN (II)	No. of shareh olders (III)	No. of fully paid up equity shares held (IV)	Partly paid-up equity shares held (V)	Nos. of shares underlying Depository Receipts (VI)	Total Nos. shares held (VII = IV+V+VI)	Shareholding % calculate as per SCRR 1957 As a % of (A+B+C2) (VIII)	Number of voting Rights held in each class of securities (IX)				No of shares underlying outstanding convertible Securities (including warrants) (X)	Total Shareholding as a % assuming full conversion of convertible securities(as a percentage of diluted share capital) (XI)	Number of Locked in shares (XII)		Number of shares pledged or otherwise encumbered (XIII)		Number of equity shares held in dematerializ ed form (XIV)
									No of voting Rights			Total as a % of Total voting rights			No. (a)	As a % of total shares held (b)	No. (a) (Not Applicable)	As a % of total shares held (b) (Not Applicable)	
									Class X	Class Y	Total								
(1)	Custodian/ DR Holder		-	-	-	-	-	-	-	-	-	-	-	-	-	-	-	-	
(2)	Employee Benefit Trust (under SEBI (Share Based Employee Benefit) Regulations, 2014)		-	-	-	-	-	-	-	-	-	-	-	-	-	-	-	-	
	Total Non-Promoter-Non Public Shareholding (C) = (C)(1)+(C)(2)		-	-	-	-	-	-	-	-	-	-	-	-	-	-	-	-	



Pre Scheme Shareholding pattern filed under Reg. 31(1)(a)/Reg. 31(1)(b)/Reg. 31(1)(c)  
**Table V - Statement showing Foreign Ownership Limited**  
**Name of Listed Entity : ROYAL CUSHION VINYL PRODUCTS LIMITED**  
**Face Value: INR 10.00**

Particulars	Approved Limits (%)	Limits Utilised (%)
As on shareholding date	100	0.05
As on the end of previous 1st quarter	100	0.05
As on the end of previous 2nd quarter	100	0.29
As on the end of previous 3rd quarter	100	0.29
As on the end of previous 4th quarter	100	0.29




## ANNEXURE 6B

- 1 Name of Entity : Natroyal Industries Private Limited
- 2 Script Code and name : NA
- 3 Pre Scheme Shareholding pattern filed under Reg. 31(1)(a)/Reg. 31(1)(b)/Reg. 31(1)(c)
  - a. If under 31(1)(b) then indicate the report for Quarter ending
  - b. If under 31(1)(c) then indicate date of allotment/extinguishment

Pre-Amlagamation Shareholding pattern of Transferor Company ("Natroyal Industries Private Limited as on 31st December, 2024 (with PAN)

Sr. No.	Particular	Yes/No	Promoter and Promoter Group	Public shareholde	Non Promoter-
1	Whether the Listed Entity has issued any partly paid up shares?	No	No	No	No
2	Whether the Listed Entity has issued any Convertible Securities ?	No	No	No	No
3	Whether the Listed Entity has issued any Warrants ?	No	No	No	No
4	Whether the Listed Entity has any shares against which depository receipts are issued?	No	No	No	No
5	Whether the Listed Entity has any shares in locked-in?	No	No	No	No
6	Whether any shares held by promoters are pledge or otherwise encum	No	No		
7	Whether company has equity shares with differential voting rights?	No	No	No	No
8	Whether the listed entity has any significant beneficial owner?	No			




Pre Scheme Shareholding pattern filed under Reg. 31(1)(a)/Reg. 31(1)(b)/Reg. 31(1)(c)  
Table I - Summary Statement holding of specified securities  
Name of Entity : Naroyal Industries Private Limited  
Face Value: INR 100.00

Category (I)	Category of shareholder (II)	Nos. of share holders (III)	No. of fully paid up equity shares held (IV)	No. of partly paid-up equity shares held (V)	Nos. of shares underlying Depository Receipts (VI)	Total Nos. shares held (VII) = IV+V+VI)	Shareholding as a % of total no. of shares (Calculated as per SCRR, 1957) (VIII) As a % of (A+B+C2)	Number of voting Rights held in each class of securities (IX)			No of shares underlying outstanding convertible Securities (including warrants) (X)	Shareholding as a % assuming full conversion of convertible securities(as a % of diluted share capital) (XI) =(VII)+(X) as a % of A+B+C2	Number of Locked in shares (XII)		Number of shares pledged or otherwise encumbered (XIII)		Number of equity shares held in dematerialized form (XIV)
								No of voting Rights		Total as a % of (A+B+ C)			No. (a)	As a % of total shares held (b)	No. (a)	As a % of total shares held (b)	
								Class X	Class Y								
(A)	Promoter and Promoter Group	36	6,88,570	-	-	6,88,570	95.35%	6,88,570	-	6,88,570	95.35%	-	-	-	-	-	
(B)	Public	2	33,600	-	-	33,600	4.65%	33,600	-	33,600	4.65%	-	-	-	-	-	
(C)	Non Promoter - Non Public	-	-	-	-	-	-	-	-	-	-	-	-	-	-	-	
(C1)	Shares underlying DRs	-	-	-	-	-	-	-	-	-	-	-	-	-	-	-	
(C2)	Shares held by Employee Trusts	-	-	-	-	-	-	-	-	-	-	-	-	-	-	-	
	Total	38	7,22,170	-	-	7,22,170	100%	7,22,170	-	7,22,170	100%	-	-	-	-	-	





Pre Scheme Shareholding pattern filed under Reg. 31(1)(a)/Reg. 31(1)(b)/Reg. 31(1)(c)  
Table II - Statement showing Shareholding Pattern of the Promoter and Promoter Group  
Name of Entity : Natroyal Industries Private Limited  
Face Value: INR 100.00

	Category and Name of the shareholders (I)	PAN (II)	No. of share holders (III)	No. of fully paid up equity shares held (IV)	Partly paid-up equity shares held (V)	Nos. of shares underlying Depository Receipts (VI)	Total Nos. shares held (VII = IV+V+VI)	Shareholding % calculate as per SCRR 1957 As a % of (A+B+C2) (VIII)	Number of voting Rights held in each class of securities (IX)			No of shares underlying outstanding convertible Securities (including warrants) (X)	Shareholding as a % assuming full conversion of convertible securities(as a percentage of diluted share capital) (XI)=(VII)+(X) as a % of A+B+C2	Number of Locked in shares (XII)		Number of shares pledged or otherwise encumbered (XIII)		Number of equity shares held in dematerialized form (XIV)	
									No of voting Rights					Total as a % of Total voting rights	No. (a)	As a % of total shares held (b)	No. (a)		As a % of total shares held (b)
									Class X	Class Y	Total								
A1	Indian																		
(a)	Individuals/Hindu Undivided Family		26	2,51,251			2,51,251		2,51,251		2,51,251								
	Vinod Shah	AAGPS4899H	1	18,692			18,692	2.59%	18,692	-	18,692	2.59%							
	Jayesh Motasha	AADPM6897Q	1	491			491	0.07%	491	-	491	0.07%							
	Maheesh Shah	AIWPS1737L	1	12,042			12,042	1.67%	12,042	-	12,042	1.67%							
	Suvrat Shah	AADPS0343K	1	46,403			46,403	6.43%	46,403	-	46,403	6.43%							
	Jay Shah	AAHPS7174G	1	36,418			36,418	5.04%	36,418	-	36,418	5.04%							
	Vivek Motasha	AADPM5447N	1	58			58	0.01%	58	-	58	0.01%							
	Mukesh Motasha	AACPM3116H	1	341			341	0.05%	341	-	341	0.05%							
	Rahul Motasha	AADPM5497N	1	8,058			8,058	1.12%	8,058	-	8,058	1.12%							
	Varun Motasha	AADPM5501F	1	58			58	0.01%	58	-	58	0.01%							
	Deepak Motasha	AACPM6040Q	1	341			341	0.05%	341	-	341	0.05%							
	Vinod Kantilal Shah HUF	AABHV0910K	1	32,242			32,242	4.46%	32,242	-	32,242	4.46%							
	Jayesh Amritlal Motasha HUF	AADPM6897Q	1	241			241	0.03%	241	-	241	0.03%							
	Arvind Motasha	AABPM7935R	1	300			300	0.04%	300	-	300	0.04%							
	Arvind Vadilal Motasha HUF	AAAH40825P	1	100			100	0.01%	100	-	100	0.01%							
	Maheesh Kantilal Shah HUF	AAAHM2992R	1	20,241			20,241	2.80%	20,241	-	20,241	2.80%							
	Maheesh Kantilal Shah	AIWPS1737L	1	26,701			26,701	3.70%	26,701	-	26,701	3.70%							
	Meena Vinod Shah	ABIPS9160L	1	25,084			25,084	3.47%	25,084	-	25,084	3.47%							
	Jhanvi Vinod Shah	ANRPS4025K	1	8,101			8,101	1.12%	8,101	-	8,101	1.12%							
	Dipti Jayesh Motasha	AAOPM2490C	1	291			291	0.04%	291	-	291	0.04%							
	Mukesh Amritlal Motasha HUF	AAAHM0992H	1	241			241	0.03%	241	-	241	0.03%							
	Bhavna Mukesh Motasha	AAOPM2488E	1	291			291	0.04%	291	-	291	0.04%							
	Deepak Amritlal Motasha HUF	AAAH07020Q	1	241			241	0.03%	241	-	241	0.03%							
	Arjana Deepak Motasha	AQSPM5257D	1	291			291	0.04%	291	-	291	0.04%							
	Hansa Arvind Motasha	AFAPM1132L	1	100			100	0.01%	100	-	100	0.01%							
	Anirudha Arvind Motasha	AHVPJ3233E	1	100			100	0.01%	100	-	100	0.01%							
	Jayshree Mahesh Shah	ABEPS9578E	1	13,784			13,784	1.91%	13,784	-	13,784	1.91%							
(b)	Central Government/State Government(s)		-	-	-	-	-	-	-	-	-	0.00%	-	-	-	-	-	-	
(c)	Financial Institutions / Banks		-	-	-	-	-	-	-	-	-	0.00%	-	-	-	-	-	-	
(d)	Any Other (specify)		-	-	-	-	-	-	-	-	-	0.00%	-	-	-	-	-	-	
	Bodies Corporate		10	4,37,319			4,37,319		4,37,319		4,37,319	60.56%	-	-	-	-	-	-	
	Bhaktavatsala Trading & Consultancy Services LLP	AAOFB9775H	1	60,287			60,287	8.35%	60,287	-	60,287	8.35%							
	Triokalmata Trading & Consultancy Services LLP	AAKDT0999B	1	62,955			62,955	8.72%	62,955	-	62,955	8.72%							
	Shreesaha Trading & Consultancy Services LLP	ACUFS2469P	1	61,250			61,250	8.48%	61,250	-	61,250	8.48%							
	Triokesh Trading & Consultancy Services LLP	AAKFT0994N	1	25,000			25,000	3.46%	25,000	-	25,000	3.46%							
	Sugrosh Trading & Consultancy Services LLP	ACUFS2455D	1	63,610			63,610	8.81%	63,610	-	63,610	8.81%							
	Shreedaha Trading & Consultancy Services LLP	ACUFS2470C	1	53,601			53,601	7.42%	53,601	-	53,601	7.42%							
	Sahishnu Trading & Consultancy Services LLP	ACUFS2468N	1	61,930			61,930	8.58%	61,930	-	61,930	8.58%							
	Sumukh Trading & Consultancy Services LLP	ACUFS2407B	1	20,833			20,833	2.88%	20,833	-	20,833	2.88%							
	Suhrada Trading & Consultancy Services LLP	ACUFS3174P	1	6,250			6,250	0.87%	6,250	-	6,250	0.87%							
	Lokswami Trading & Consultancy Services LLP	AAFL7310P	1	21,603			21,603	2.99%	21,603	-	21,603	2.99%							
	Sub Total (A1)		36	6,88,570	-	-	6,88,570	95.35%	6,88,570	-	6,88,570	155.90%	-	0%	-	-	-	-	
A2	Foreign																		
(a)	Individuals (Non-Resident Individuals)/Foreign Individuals		-	-	-	-	-	-	-	-	-	-	-	-	-	-	-	-	
(b)	Government		-	-	-	-	-	-	-	-	-	-	-	-	-	-	-	-	
(c)	Institutions		-	-	-	-	-	-	-	-	-	-	-	-	-	-	-	-	
(d)	Foreign Portfolio Investor		-	-	-	-	-	-	-	-	-	-	-	-	-	-	-	-	
(e)	Any Other (specify)		-	-	-	-	-	-	-	-	-	-	-	-	-	-	-	-	
(e)(i)	Bodies Corporate		-	-	-	-	-	-	-	-	-	-	-	-	-	-	-	-	
	Sub Total (A12)		-	-	-	-	-	-	-	-	-	-	-	-	-	-	-	-	
	Total Shareholding of Promoter and Promoter Group (A1)=(A11)+(A12)		-	6,88,570	-	-	6,88,570	95.35%	6,88,570	-	6,88,570	100%	-	0%	-	-	-	-	

*Arvind Motasha*



Pre Scheme Shareholding pattern filed under Reg. 31(1)(a)/Reg. 31(1)(b)/Reg. 31(1)(c)  
Name of Entity : Natroyal Industries Private Limited

Details of Shares which remain unclaimed may be given hear along with details such as number of shareholders, outstanding shares held in demat/unclaimed suspense account, voting rights which are frozen etc.	
No. of shareholders	No of Shares held
Nil	



Pre Scheme Shareholding pattern filed under Reg. 31(1)(a)/Reg. 31(1)(b)/Reg. 31(1)(c)

Table III - Statement showing Shareholding Pattern of the Public shareholder  
Name of Entity : Natroyal Industries Private Limited

Face Value: INR 100.00

	Category and Name of the shareholders (I)	PAN (II)	No. of shareh olders (III)	No. of fully paid up equity shares held (IV)	Partly paid-up equity shares held (V)	Nos. of shares underlying Depository Receipts (VI)	Total Nos. shares held (VII = IV+V+VI)	Shareholding % calculate as per SCRR 1957 As a % of (A+B+C2) (VIII)	Number of voting Rights held in each class of securities (IX)				No of shares underlying outstanding convertible Securities (including warrants) (X)	Total Shareholding as a % assuming full conversion of convertible securities(as a percentaee of diluted share capital) (XI)	Number of Locked in shares (XII)		Number of shares pledged or otherwise encumbered (XIII)		Number of equity shares held in dematerializ ed form (XIV)	Sub-categorization of shares(XV)		
									No of voting Rights			Total as a % of Total voting rihts			No. (a)	As a % of total shares held (b)	No. (a) (Not applicable)	As a % of total shares held (b) (Not Applicable)		Shareholding (No of shares) under		
									Class X	Class Y	Total									Sub-category (i)	Sub-category (ii)	Sub-category (iii)
B1	Institutions (Domestic)																					
(a)	Mutual Funds/UTI		-	-	-	-	-	-	-	-	-	-	-	-	-	-	-	-	-	-	-	-
(b)	Venture Capital Funds		-	-	-	-	-	-	-	-	-	-	-	-	-	-	-	-	-	-	-	-
(c)	Alternate Investment Funds		-	-	-	-	-	-	-	-	-	-	-	-	-	-	-	-	-	-	-	-
(d)	Banks		-	-	-	-	-	-	-	-	-	-	-	-	-	-	-	-	-	-	-	-
(e)	Insurance Companies		-	-	-	-	-	-	-	-	-	-	-	-	-	-	-	-	-	-	-	-
(h)	Provident Funds / Pension Funds		-	-	-	-	-	-	-	-	-	-	-	-	-	-	-	-	-	-	-	-
(i)	Asset Reconstruction Companies		-	-	-	-	-	-	-	-	-	-	-	-	-	-	-	-	-	-	-	-
(j)	Sovereign Wealth Funds		-	-	-	-	-	-	-	-	-	-	-	-	-	-	-	-	-	-	-	-
(k)	NBFCs registered with RBI		-	-	-	-	-	-	-	-	-	-	-	-	-	-	-	-	-	-	-	-
(l)	Other Financial Institutions		-	-	-	-	-	-	-	-	-	-	-	-	-	-	-	-	-	-	-	-
(m)	Any Other (specify)		-	-	-	-	-	-	-	-	-	-	-	-	-	-	-	-	-	-	-	-
	Sub Total B (1)		-	-	-	-	-	-	-	-	-	-	-	-	-	-	-	-	-	-	-	-
B2	Institutions (Foreign)																					
(a)	Foreign Direct Investment		-	-	-	-	-	-	-	-	-	-	-	-	-	-	-	-	-	-	-	-
(b)	Foreign Venture Capital Investors		-	-	-	-	-	-	-	-	-	-	-	-	-	-	-	-	-	-	-	-
(c)	Sovereign Wealth Funds		-	-	-	-	-	-	-	-	-	-	-	-	-	-	-	-	-	-	-	-
(d)	Foreign Portfolio Investors Category I		-	-	-	-	-	-	-	-	-	-	-	-	-	-	-	-	-	-	-	-
(e)	Foreign Portfolio Investors Category II		-	-	-	-	-	-	-	-	-	-	-	-	-	-	-	-	-	-	-	-
(f)	Overseas Depositories (holding DRs)(balancing figure)		-	-	-	-	-	-	-	-	-	-	-	-	-	-	-	-	-	-	-	-
(g)	Any Other (specify)		-	-	-	-	-	-	-	-	-	-	-	-	-	-	-	-	-	-	-	-
	Sub Total (B)2		-	-	-	-	-	-	-	-	-	-	-	-	-	-	-	-	-	-	-	-
B3	Central Government/State Government(s)/ President of India																					
(a)	Central Government / President of India		-	-	-	-	-	-	-	-	-	-	-	-	-	-	-	-	-	-	-	-
(b)	State Government / Governor		-	-	-	-	-	-	-	-	-	-	-	-	-	-	-	-	-	-	-	-
(c)	Shareholding by Companies or Bodies Corporate where Central / State Government is a promoter		-	-	-	-	-	-	-	-	-	-	-	-	-	-	-	-	-	-	-	-
	Sub Total (B)3		-	-	-	-	-	-	-	-	-	-	-	-	-	-	-	-	-	-	-	-
B4	Non-institutions																					
(a)	Associate Companies/Subsidiaries		-	-	-	-	-	-	-	-	-	-	-	-	-	-	-	-	-	-	-	-
(b)	Directors and their relatives (excluding independent directors and nominee directors)		-	-	-	-	-	-	-	-	-	-	-	-	-	-	-	-	-	-	-	-
(c)	Key Managerial Personnel		-	-	-	-	-	-	-	-	-	-	-	-	-	-	-	-	-	-	-	-
(d)	Relatives of promoters (other than 'immediate relatives' of promoters disclosed under 'Promoter and Promoter Group' category)		-	-	-	-	-	-	-	-	-	-	-	-	-	-	-	-	-	-	-	-
(e)	Trusts where any person belonging to 'Promoter and Promoter Group' category is 'trustee', 'beneficiary', or 'author of the trust'		-	-	-	-	-	-	-	-	-	-	-	-	-	-	-	-	-	-	-	-
(f)	Investor Education NA Page 69 of 230 and Protection Fund (IEPF)		-	-	-	-	-	-	-	-	-	-	-	-	-	-	-	-	-	-	-	-
(g)	Individuals - shareholders holding nominal share capital up to Rs 2 Lakh		-	-	-	-	-	-	-	-	-	-	-	-	-	-	-	-	-	-	-	-





Pre Scheme Shareholding pattern filed under Reg. 31(1)(a)/Reg. 31(1)(b)/Reg. 31(1)(c)  
Name of Entity : Natroyal Industries Private Limited

Name of shareholder	Name of PAC	No. of shareholders	Holding %
Nil			



Pre Scheme Shareholding pattern filed under Reg. 31(1)(a)/Reg. 31(1)(b)/Reg. 31(1)(c)  
Name of Listed Entity : Natroyal Industries Private Limited

Details of Shares which remain unclaimed may be given hear along with details such as number of shareholders, outstanding shares held in demat/unclaimed suspense account, voting rights which are frozen etc.	
No. of shareholders	No of Shares held
NIL	



Pre Scheme Shareholding pattern filed under Reg. 31(1)(a)/Reg. 31(1)(b)/Reg. 31(1)(c)  
Table IV - Statement showing Shareholding Pattern of the Non Promoter - Non Public shareholder  
Name of Entity :Natroyal Industries Private Limited  
Face Value: INR 100.00

	Category and Name of the shareholders (I)	PAN (II)	No. of shareh olders (III)	No. of fully paid up equity shares held (IV)	Partly paid-up equity shares held (V)	Nos. of shares underlying Depository Receipts (VI)	Total Nos. shares held (VII = IV+V+VI)	Shareholding % calculate as per SCRR 1957 As a % of (A+B+C2) (VIII)	Number of voting Rights held in each class of securities (IX)				No of shares underlying outstanding convertible Securities (including warrants) (X)	Total Shareholding as a % assuming full conversion of convertible securities(as a percentage of diluted share capital) (XI)	Number of Locked in shares (XII)		Number of shares pledged or otherwise encumbered (XIII)		Number of equity shares held in dematerialized form (XIV)
									No of voting Rights			Total as a % of Total voting rights			No. (a)	As a % of total shares held (b)	No. (a) (Not Applicable)	As a % of total shares held (b) (Not Applicable)	
									Class X	Class Y	Total								
(1)	Custodian/ DR Holder		-	-	-	-	-	-	-	-	-	-	-	-	-	-	-	-	
(2)	Employee Benefit Trust (under SEBI (Share Based Employee Benefit) Regulations, 2014)		-	-	-	-	-	-	-	-	-	-	-	-	-	-	-	-	
	Total Non-Promoter-Non Public Shareholding (C) = (C)(1)+(C)(2)		-	-	-	-	-	-	-	-	-	-	-	-	-	-	-	-	



# ANNEXURE 6C

- 1 Name of Listed Entity : ROYAL CUSHION VINYL PRODUCTS LIMITED
- 2 Script Code and name : BSE - 526193
- 3 PostScheme Shareholding pattern filed under Reg. 31(1)(a)/Reg. 31(1)(b)/Reg. 31(1)(c)
  - a. If under 31(1)(b) then indicate the report for Quarter ending
  - b. If under 31(1)(c) then indicate date of allotment/extinguishment

Pre-Scheme Shareholding pattern of Transferee Company ("ROYAL CUSHION VINYL PRODUCTS LIMITED as on 31st December,2024 (with PAN)

[Without considering the impending Scheme of Arrangement in the nature of merger amalgamation of RoyalSpinwell and Developers Private Limited ("RSDPL") with Royal Cushion Vinyl Products Limited and their respective shareholders and creditors under Sections 230 to 232 of the Companies Act, 2013, which is pending for final approval with the Hon'ble National Company Law Tribunal, Mumbai Bench ("RSDPL-RCVPL Scheme")]

Sr. No.	Particular	Yes/No	Promoter and Promoter Group	Public shareholde	Non Promoter-
1	Whether the Listed Entity has issued any partly paid up shares?	No	No	No	No
2	Whether the Listed Entity has issued any Convertible Securities ?	No	No	No	No
3	Whether the Listed Entity has issued any Warrants ?	No	No	No	No
4	Whether the Listed Entity has any shares against which depository receipts are issued?	No	No	No	No
5	Whether the Listed Entity has any shares in locked-in?	Yes	Yes	No	No
6	Whether any shares held by promoters are pledge or otherwise encum	Yes	Yes		
7	Whether company has equity shares with differential voting rights?	No	No	No	No
8	Whether the listed entity has any significant beneficial owner?	No			





Post Scheme Shareholding pattern filed under Reg. 31(1)(a)/Reg. 31(1)(b)/Reg. 31(1)(c)  
Table I - Summary Statement holding of specified securities  
Name of Listed Entity : ROYAL CUSHION VINYL PRODUCTS LIMITED  
Face Value: INR 10.00

Face Value: INR 10.00																						
Category (I)	Category of shareholder (II)	Nos. of share holders (III)	each class of securities				Total Nos. shares held (VII = IV+V+VI)	Shareholding as a % of total no. of shares (Calculated as per SCRR, 1957) (VIII) As a % of (A+B+C2)	Locked in				pledged or otherwise encumbered				Shareholding as a % assuming full conversion of convertible securities(as a % of diluted share capital) (XI) =(VII)+(X) as a % of A+B+C2	Number of		Number of shares		Number of equity shares held in dematerialized form (XIV)
			No. of fully paid up equity shares held (IV)	No. of partly paid-up equity shares held (V)	Nos. of shares underlying Depository Receipts (VI)	No of voting Rights held in			Total as a % of (A+B+C)	No of shares underlying outstanding convertible Securities (including warrants) (X)	(XII)		(XIII)									
						No of voting Rights					No. (a)	As a % of total shares held (b)	No. (a)	As a % of total shares held (b)								
						Class X									Class Y	Total						
(A)	Promoter and Promoter Group	40	5,66,07,148	-	-	5,66,07,148	70.20%	5,66,07,148	-	5,66,07,148	70.20%	-	70.20%	66,21,250	-	5,63,460	-	1,11,60,918				
(B)	Public	4,774	2,40,33,684	-	-	2,40,33,684	29.80%	2,40,33,684	-	2,40,33,684	29.80%	-	29.80%	-	-	-	-	2,16,37,854				
(C)	Non Promoter - Non Public	-	-	-	-	-	-	-	-	-	-	-	-	-	-	-	-	-				
(C1)	Shares underlying DRs	-	-	-	-	-	-	-	-	-	-	-	-	-	-	-	-	-				
(C2)	Shares held by Employee Trusts	-	-	-	-	-	-	-	-	-	-	-	-	-	-	-	-	-				
Total		4,814	8,06,40,832	-	-	8,06,40,832	100%	8,06,40,832	-	8,06,40,832	100%	-	100%	66,21,250	-	5,63,460	-	3,27,98,772				

Note: The above does not include the proposed issuance of equity shares on a preferential basis, as approved by the Board in its meeting held on 26<sup>th</sup> March, 2025, which is subject to shareholders' approval.



Post Scheme Shareholding pattern filed under Reg. 31(1)(a)/Reg. 31(1)(b)/Reg. 31(1)(c)  
Table II - Statement showing Shareholding Pattern of the Promoter and Promoter Group  
Name of Listed Entity : ROYAL CUSHION VINYL PRODUCTS LIMITED  
Face Value: INR 10.00

	Category and Name of the shareholders (I)	Entity type Promoter or Promoter group (Promoter group would exclude promoters) (II)	PAN (II)	No. of shares held (III)	No. of fully paid up equity shares held (IV)	Partly paid-up equity shares held (V)	Nos. of shares underlying Depository Receipts (VI)	Total Nos. shares held (VII) = (IV+V+VI)	Shareholding % calculate as per SCRR 1957 As a % of (A+B+C2) (VIII)	Number of voting Rights held in each class of securities (IX)			Total as a % of Total voting rights	No of shares underlying outstanding convertible Securities (including warrants) (X)	Shareholding as a % assuming full conversion of convertible securities(as a percentage of diluted share capital) (XI)=(VII)+(X) as a % of A+B+C2	Number of Locked in shares (XII)		Number of shares pledged or otherwise encumbered (XIII)		Number of equity shares held in dematerialized form (XIV)				
										No of voting Rights							No. (a)	As a % of total shares held (b)	No. (a)	As a % of total shares held (b)				
										Class X	Class Y	Total												
<b>A1</b>	<b>Indian</b>																							
(a)	Individuals/Hindu Undivided Family			28	2,03,28,689	-	-	2,02,94,989	14.07%	2,02,94,989		2,02,94,989	14.07%	-	14.07%		46,00,000	22.67%	-	-	50,02,378			
	Mahesh Kantilal Shah	Promoter	AWPS1737L	1	39,17,562			39,17,562	4.86%	39,17,562		39,17,562	4.86%		4.86%		31,25,000	79.77%	-	-	31,83,000			
	Vinod Kantilal Shah	Promoter	AAGPS4899H	1	21,81,612			21,81,612	2.71%	21,81,612		21,81,612	2.71%		2.71%		10,00,000	45.84%	-	-	10,41,400			
	Anand Vadilal Motasha	Promoter	AABPM7935R	1	5,10,203			5,10,203	0.63%	5,10,203		5,10,203	0.63%		0.63%		4,75,000	93.10%	-	-	4,91,903			
	Meena Vinod Shah	Promoter	ABPIS190L	1	16,04,124			16,04,124	1.99%	16,04,124		16,04,124	1.99%		1.99%		-	-	-	-	74,000			
	Bhavana Mukesh Motasha	Promoter Group	AAOPM2488E	1	58,573			58,573	0.07%	58,573		58,573	0.07%		0.07%		-	-	-	-	40,822			
	Anuradha Jayesh Jhaveri	Promoter Group	AHVPJ3233E	1	34,100			34,100	0.04%	34,100		34,100	0.04%		0.04%		-	-	-	-	28,000			
	Hansa Anand Motasha	Promoter Group	AHVPJ132L	1	33,700			33,700									-	-	-	-	27,600			
	Deepak Amritlal Motasha	Promoter	AACPMS040Q	1	47,802			47,802	0.06%	47,802		47,802	0.06%		0.06%		-	-	-	-	27,001			
	Jayesh Amrutlal Motasha	Promoter	AADPM8897Q	1	56,751			56,751	0.07%	56,751		56,751	0.07%		0.07%		-	-	-	-	26,800			
	Mukesh Amrutlal Motasha	Promoter	AACPMS116H	1	46,502			46,502	0.06%	46,502		46,502	0.06%		0.06%		-	-	-	-	25,701			
	Varun Jayesh Motasha	Promoter Group	AADPM5501F	1	23,338			23,338	0.03%	23,338		23,338	0.03%		0.03%		-	-	-	-	19,800			
	Surat Mahesh Shah	Promoter Group	AADPS0343K	1	28,44,183			28,44,183	3.53%	28,44,183		28,44,183	3.53%		3.53%		-	-	-	-	13,600			
	Devi Jayesh Motasha	Promoter Group	AAOPM2490C	1	18,802			18,802	0.02%	18,802		18,802	0.02%		0.02%		-	-	-	-	14,000			
	Anuradha Anand Motasha	Promoter Group	AHVPJ3233E	1	1,000			1,000	0.00%	1,000		1,000	0.00%		0.00%		-	-	-	-	1,000			
	Jayshree Mahesh Shah	Promoter	ABEPS9578E	1	8,41,224			8,41,224	1.04%	8,41,224		8,41,224	1.04%		1.04%		-	-	-	-	400			
	Shweta Rishi Matta	Promoter Group	AHWPMT777P	1	300			300	0.00%	300		300	0.00%		0.00%		-	-	-	-	300			
	Mahesh Kantilal Shah	Promoter Group	AWPS1737L	1	16,28,761			16,28,761	2.02%	16,28,761		16,28,761	2.02%		2.02%		-	-	-	-				
	Jay Shah	Promoter Group	AAHPS7174G	1	22,21,498			22,21,498	2.75%	22,21,498		22,21,498	2.75%		2.75%		-	-	-	-				
	Vivek Motasha	Promoter Group	AAOPM5447N	1	3,538			3,538	0.00%	3,538		3,538	0.00%		0.00%		-	-	-	-				
	Rahul Motasha	Promoter Group	AADPM5497N	1	4,91,538			4,91,538	0.61%	4,91,538		4,91,538	0.61%		0.61%		-	-	-	-				
	Jhanvi Vinod Shah	Promoter Group	ANRPS4025K	1	4,94,161			4,94,161	0.61%	4,94,161		4,94,161	0.61%		0.61%		-	-	-	-				
	Arijana Deepak Motasha	Promoter Group	AQSPMS257D	1	17,751			17,751	0.02%	17,751		17,751	0.02%		0.02%		-	-	-	-				
	Vinod Kantilal Shah HUF	Promoter Group	AABHV0910K	1	19,66,762			19,66,762	2.44%	19,66,762		19,66,762	2.44%		2.44%		-	-	-	-				
	Jayesh Amritlal Motasha HUF	Promoter Group	AADPM8897Q	1	14,701			14,701	0.02%	14,701		14,701	0.02%		0.02%		-	-	-	-				
	Anand Vadilal Motasha HUF	Promoter Group	AAAH0825P	1	6,100			6,100	0.01%	6,100		6,100	0.01%		0.01%		-	-	-	-				
	Mahesh Kantilal Shah HUF	Promoter Group	AAAHM2092R	1	12,34,701			12,34,701	1.53%	12,34,701		12,34,701	1.53%		1.53%		-	-	-	-				
	Mukesh Amritlal Motasha HUF	Promoter Group	AAAHM0992H	1	14,701			14,701	0.02%	14,701		14,701	0.02%		0.02%		-	-	-	-				
	Deepak Amritlal Motasha HUF	Promoter Group	AAAH0702Q	1	14,701			14,701	0.02%	14,701		14,701	0.02%		0.02%		-	-	-	-				
	Rohini Mahesh Shah	Promoter Group	AFOPM8537M	-	-			-	-	-		-	-		-		-	-	-	-				
	Sushilben K Shah	Promoter Group	ABDPS8373G	-	-			-	-	-		-	-		-		-	-	-	-				
(b)	Central Government/State Government(s)			-	-	-	-	-	-	-	-	-	-	-	-	-	-	-	-	-				
(c)	Financial Institutions / Banks			-	-	-	-	-	-	-	-	-	-	-	-	-	-	-	-	-				
(d)	Any Other (specify)			-	-	-	-	-	-	-	-	-	-	-	-	-	-	-	-	-				
(d)(i)	Bodies Corporate			11	3,33,98,499			3,30,17,209	40.94%	3,30,17,209		3,30,17,209	40.94%	-	40.94%		20,21,250.00	6.12%	5,63,460	1.71%	61,58,540			
	Bhaktavatsala Trading & Consultancy Services LLP	Promoter Group	AAOFB9775H	1	47,12,717			47,12,717	5.84%	47,12,717		47,12,717	5.84%		5.84%		-	-	-	-	8,45,750			
	Trilokmatra Trading & Consultancy Services LLP	Promoter Group	AAKDT0999B	1	48,75,465			48,75,465	6.05%	48,75,465		48,75,465	6.05%		6.05%		-	-	50,000	1.03%	9,85,210			
	Shreesha Trading & Consultancy Services LLP	Promoter Group	ACUFS2469P	1	47,36,250			47,36,250	5.87%	47,36,250		47,36,250	5.87%		5.87%		10,00,000	21.11%	-	-	10,00,000			
	Trilokesh Trading & Consultancy Services LLP	Promoter Group	AAKFT0994N	1	22,58,190			22,58,190	2.80%	22,58,190		22,58,190	2.80%		2.80%		6,87,500	30.44%	-	-	7,33,190			
	Sahishnu Trading & Consultancy Services LLP	Promoter Group	ACUFS2468N	1	44,87,070			44,87,070	5.56%	44,87,070		44,87,070	5.56%		5.56%		-	-	41,339	0.92%	6,68,001			
	Sugshosh Trading & Consultancy Services LLP	Promoter Group	ACUFS2455D	1	45,89,520			45,89,520	5.69%	45,89,520		45,89,520	5.69%		5.69%		-	-	41,263	0.90%	6,68,047			
	Shreedaha Trading & Consultancy Services LLP	Promoter Group	ACUFS2470C	1	39,78,961			39,78,961	4.93%	39,78,961		39,78,961	4.93%		4.93%		-	-	41,398	1.04%	6,67,902			
	Lokswami Trading & Consultancy Services LLP	Promoter Group	AAFFJ7310P	1	19,62,808			19,62,808	2.43%	19,62,808		19,62,808	2.43%		2.43%		2,41,875.00	12.32%	-	-	6,45,025			
	Vishwamurti Trading & Consultancy Services LLP	Promoter Group	AAMPV5816D	1	1,00,445			1,00,445	0.12%	1,00,445		1,00,445	0.12%		0.12%		91,875.00	91.47%	-	-	1,00,445			
	Sumukh Trading & Consultancy Services LLP	Promoter Group	ACUFS2407B	1	13,15,783			13,15,783	1.63%	13,15,783		13,15,783	1.63%		1.63%		-	-	-	-	44,970			
	Sushruda Trading & Consultancy Services LLP	Promoter Group	ACUFS3174P	1	3,61,250			3,61,250	0.00%	3,61,250		3,61,250	0.00%		0.00%		-	-	-	-				
	<b>Sub Total (A1)</b>			<b>39</b>	<b>5,37,27,148</b>	<b>-</b>	<b>-</b>	<b>5,33,12,198</b>	<b>55.01%</b>	<b>5,33,12,198</b>	<b>-</b>	<b>5,33,12,198</b>	<b>55.01%</b>	<b>-</b>	<b>55.01%</b>	<b>-</b>	<b>66,21,250</b>	<b>12.42%</b>	<b>5,63,460</b>	<b>1.06%</b>	<b>1,11,60,918</b>			
<b>A2</b>	<b>Foreign</b>																							
(a)	Individuals (Non-Resident Individuals/Foreign Individuals)			-	-	-	-	-	-	-	-	-	-	-	-	-	-	-	-	-				
(b)	Government			-	-	-	-	-	-	-	-	-	-	-	-	-	-	-	-	-				
(c)	Institutions			-	-	-	-	-	-	-	-	-	-	-	-	-	-	-	-	-				
(d)	Foreign Portfolio Investor			-	-	-	-	-	-	-	-	-	-	-	-	-	-	-	-	-				
(e)	Any Other (specify)			-	-	-	-	-	-	-	-	-	-	-	-	-	-	-	-	-				
(e)(i)	Lapada (Mauritius) Limited		NA	1	28,80,000			28,80,000	-	28,80,000		28,80,000	3.57%	-	3.57%		-	-	-	-	-			
	<b>Sub Total (A2)</b>			<b>1</b>	<b>28,80,000</b>	<b>-</b>	<b>-</b>	<b>28,80,000</b>	<b>3.57%</b>	<b>28,80,000</b>	<b>-</b>	<b>28,80,000</b>	<b>0.04</b>	<b>-</b>	<b>3.57%</b>	<b>-</b>	<b>-</b>	<b>-</b>	<b>-</b>	<b>-</b>	<b>-</b>			
	<b>Total Shareholding of Promoter and Promoter Group (A1)+(A2)</b>			<b>40</b>	<b>5,66,07,148</b>	<b>-</b>	<b>-</b>	<b>5,61,92,198</b>	<b>58.58%</b>	<b>5,61,92,198</b>	<b>-</b>	<b>5,61,92,198</b>	<b>58.58%</b>	<b>-</b>	<b>58.58%</b>	<b>-</b>	<b>66,21,250</b>	<b>11.78%</b>	<b>5,63,460</b>	<b>1.00%</b>	<b>1,11,60,918</b>			

*Handwritten signature*



Post Scheme Shareholding pattern filed under Reg. 31(1)(a)/Reg. 31(1)(b)/Reg. 31(1)(c)  
Name of Listed Entity : ROYAL CUSHION VINYL PRODUCTS LIMITED  
Script Code and name : BSE - 526193

Details of Shares which remain unclaimed may be given hear along with details such as number of shareholders, outstanding shares held in demat/unclaimed suspense account, voting rights which are frozen etc.

No. of shareholders	No of Shares held
Nil	



Post Scheme Shareholding pattern filed under Reg. 31(1)(a)/Reg. 31(1)(b)/Reg. 31(1)(c)  
Table III - Statement showing Shareholding Pattern of the Public shareholder  
Name of Listed Entity : ROYAL CUSHION VINYL PRODUCTS LIMITED

0

	Category and Name of the shareholders (I)	PAN	No. of shareh olders (III)	No. of fully paid up equity shares held (IV)	Partly paid-up equity shares held (V)	Nos. of shares underlying Depository Receipts (VI)	Total Nos. shares held (VII = IV+V+VI)	Shareholding % calculate as per SCRR 1957 As a % of (A+B+C2) (VIII)	Number of voting Rights held in each class of securities (IX)				Total Shareholding as a % assuming full conversion of convertible securities(as a percentage of diluted share capital) (XI)	Number of Locked in shares (XII)		Number of shares pledged or otherwise encumbered (XIII)		Number of equity shares held in dematerializ ed form (XIV)
									No of voting Rights			Total as a % of Total voting rieghts		No. (a)	As a % of total shares held (b)	No. (a) (Not applicable)	As a % of total shares held (b) (Not Applicable)	
									Class X	Class Y	Total							
B1	Institutions (Domestic)																	
(a)	Mutual Funds/UTI		3	5,100	-	-	5,100	0.01%	5,100	-	5,100	0.01%	0.01%					
(b)	Venture Capital Funds						-		-		-							
(c)	Alternate Investment Funds						-		-		-							
	Aurum Sme Trust I		1	17,50,000	-	-	17,50,000	2.17%	17,50,000		17,50,000	2.17%	2.17%					17,50,000
(f)	Banks		4	3,05,130			3,05,130	0.38%	3,05,130		3,05,130							3,03,600
(g)	Insurance Companies						-											
(h)	Provident Funds / Pension Funds						-											
(i)	Asset Reconstruction Companies						-											
(j)	Sovereign Wealth Funds						-											
(k)	NBFCs registered with RBI						-											
(l)	Other Financial Institutions		1	200			200	0.00%	200		200	0.00%	0.00%					
(m)	Any Other (specify)						-		-		-							
	Sub Total B (1)		9	20,60,430			20,60,430	2.56%	20,60,430		20,60,430	2.56%	2.56%					20,53,600
B2	Institutions (Foreign)																	
(a)	Foreign Direct Investment		-				-				-			-	-	-	-	-
(b)	Foreign Venture Capital Investors		-		-	-	-				-			-	-	-	-	-
(c)	Sovereign Wealth Funds		-				-				-							
(d)	Foreign Portfolio Investors Category I		1	4,518	-	-	4,518	0.01%	4,518	-	4,518	0.01%	0.01%	-	-	-	-	4,518
(e)	Foreign Portfolio Investors Category II						-				-							-
(f)	Overseas Depositories (holding DRs)(balancing figure)						-				-			-	-	-	-	-
(g)	Any Other (specify)						-				-							
	Sub Total (B)(2)		1	4,518			4,518	0.01%	4,518		4,518	0.01%	0.01%					4,518
B3	Central Government/State Government(s)/ President of India																	
(a)	Central Government / President of India		-				-				-			-	-	-	-	-
(b)	State Government / Governor		-				-				-			-	-	-	-	-
(c)	Shareholding by Companies or Bodies Corporate where Central / State Government is a promoter		-				-				-			-	-	-	-	-
	Sub Total (B)(3)		-				-				-			-	-	-	-	-
B4	Non-institutions																	
(a)	Associate Companies/Subsidiaries		-				-				-			-	-	-	-	-
(b)	Directors and their relatives (excluding independent directors and nominee directors)		-				-				-			-	-	-	-	-
(c)	Key Managerial Personnel		3	3,310	-	-	3,310	0.00%	3,310	-	3,310	0.00%	0.00%	-	-	-	-	3,310
(d)	Relatives of promoters (other than 'immediate relatives' of promoters disclosed under 'Promoter and Promoter Group' category)		-				-				-			-	-	-	-	-
(e)	Trusts where any person belonging to 'Promoter and Promoter Group' category is 'trustee', 'beneficiary', or 'author of the trust'		-				-				-			-	-	-	-	-
(f)	Investor Education NA Page 69 of 230 and Protection Fund (IEPF)													-	-	-	-	-
(g)	Individuals - shareholders holding nominal share capital up to Rs 2 Lakh		4,508	28,87,205	-		28,87,205	3.58%	28,87,205		28,87,205	3.58%	3.58%	-	-	-	-	26,11,875



(h)	Individual shareholders holding nominal share capital in excess of Rs. 2 Lakh		80	1,43,40,324	-	-	1,43,40,324	17.78%	1,43,40,324		1,43,40,324	17.78%	17.78%	-	-	-	-	1,37,42,219
	Sushma Agarwal	1	5,00,000	-	-	5,00,000	0.62%	5,00,000		5,00,000	0.62%	0.62%						5,00,000
	Krishnachandra Ramkaran Toshniwal	1	4,10,000	-	-	4,10,000	0.51%	4,10,000		4,10,000	0.51%	0.51%						4,10,000
	Hemant Panpalia	1	9,80,000	-	-	9,80,000	1.22%	9,80,000		9,80,000	1.22%	1.22%						9,80,000
	Dhiren V Shah	1	7,00,000	-	-	7,00,000	0.87%	7,00,000		7,00,000	0.87%	0.87%						7,00,000
	Danesh Vinodchandra Shah	1	5,05,000	-	-	5,05,000	0.63%	5,05,000		5,05,000	0.63%	0.63%						5,05,000
	Ajay Kirtilal Mehta	1	15,00,000	-	-	15,00,000	1.86%	15,00,000		15,00,000	1.86%	1.86%						15,00,000
	Ajay Krishnakant Parikh	1	10,00,000	-	-	10,00,000	1.24%	10,00,000		10,00,000	1.24%	1.24%						10,00,000
	Moneshi Sahil Shah	1	5,98,105	-	-	5,98,105		5,98,105		5,98,105								
						-		-		-								
(i)	Non Resident Indians (NRIs)	28	21,23,646	-	-	21,23,646	2.63%	21,23,646		21,23,646	2.63%	2.63%	-	-	-	-	-	21,22,596
	Ranjani Gopalaswamy	1	10,00,000	-	-	10,00,000	1.24%	10,00,000		10,00,000	1.24%	1.24%						10,00,000
(j)	Foreign Nationals	1	134	-	-	134	0.00%	134	-	134	0.00%	0.00%	-	-	-	-	-	134
(k)	Foreign Companies	-	-	-	-	-		-	-	-			-	-	-	-	-	-
(l)	Bodies Corporate	41	7,56,891	-	-	7,56,891	0.94%	7,56,891	-	7,56,891	0.94%	0.94%	-	-	-	-	-	7,37,671
(m)	Any Other (specify)	103	18,57,226	-	-	18,57,226	2.30%	18,57,226	-	4,05,731	0.50%	0.50%	-	-	-	-	-	3,61,931
(i)	Employee Trusts			-	-	-		-	-	-			-	-	-	-	-	-
(ii)	Overseas Corporate Bodies	1	43,800	-	-	43,800	0.05%	43,800	-	43,800	0.05%	0.05%	-	-	-	-	-	-
(iii)	HUF	94	3,19,344	-	-	3,19,344	0.40%	3,19,344	-	3,19,344	0.40%	0.40%	-	-	-	-	-	3,19,344
(iv)	Clearing Member	1	750	-	-	750	0.00%	750	-	750	0.00%	0.00%	-	-	-	-	-	750
(v)	LIP	6	41,837	-	-	41,837	0.05%	41,837	-	41,837	0.05%	0.05%	-	-	-	-	-	41,837
(vi)	Others(More than 1% of Moneybee Securities Private Limited)	1	14,51,495	-	-	-		-	-	-			-	-	-	-	-	-
	Sub Total (B)(d)	4,764	2,19,68,736	-	-	2,19,68,736	27.24%	2,19,68,736	-	2,19,68,736	25.44%	25.44%	-	-	-	-	-	1,95,79,736
	Total Public Shareholding (B)=(B)(1)+(B)(2)+(B)(3)+(B)(4)	4,774	2,40,33,684	-	-	2,40,33,684	29.80%	2,40,33,684	-	2,40,33,684	28.00%	28.00%	-	-	-	-	-	2,16,37,854

*[Handwritten Signature]*



Post Scheme Shareholding pattern filed under Reg. 31(1)(a)/Reg. 31(1)(b)/Reg. 31(1)(c)  
Name of Listed Entity :ROYAL CUSHION VINYL PRODUCTS LIMITED  
Script Code and name : BSE - 526193

Name of shareholder	Name of PAC	No. of shareholders	Holding %
Nil			



Post Scheme Shareholding pattern filed under Reg. 31(1)(a)/Reg. 31(1)(b)/Reg. 31(1)(c)  
Name of Listed Entity : ROYAL CUSHION VINYL PRODUCTS LIMITED  
Script Code and name : BSE - 526193

Details of Shares which remain unclaimed may be given hear along with details such as number of shareholders, outstanding shares held in demat/unclaimed suspense account, voting rights which are frozen etc.	
No. of shareholders	No of Shares held

*[Handwritten signature]*



Post Scheme Shareholding pattern filed under Reg. 31(1)(a)/Reg. 31(1)(b)/Reg. 31(1)(c)  
Table IV - Statement showing Shareholding Pattern of the Non Promoter - Non Public shareholder  
Name of Listed Entity : ROYAL CUSHION VINYL PRODUCTS LIMITED  
Face Value: INR 10.00

	Category and Name of the shareholders (I)	PAN (II)	No. of shareh olders (III)	No. of fully paid up equity shares held (IV)	Partly paid-up equity shares held (V)	Nos. of shares underlying Depository Receipts (VI)	Total Nos. shares held (VII = IV+V+VI)	Shareholding % calculate as per SCRR 1957 As a % of (A+B+C2) (VIII)	Number of voting Rights held in each class of securities (IX)				No of shares underlying outstanding convertible Securities (including warrants) (X)	Total Shareholding as a % assuming full conversion of convertible securities(as a percentage of diluted share capital) (XI)	Number of Locked in shares (XII)		Number of shares pledged or otherwise encumbered (XIII)		Number of equity shares held in dematerializ ed form (XIV)
									No of voting Rights			Total as a % of Total voting rights			No. (a)	As a % of total shares held (b)	No. (a) (Not Applicable)	As a % of total shares held (b) (Not Applicable)	
									Class X	Class Y	Total								
(1)	Custodian/ DR Holder		-	-	-	-	-	-	-	-	-	-	-	-	-	-	-	-	
(2)	Employee Benefit Trust (under SEBI (Share Based Employee Benefit) Regulations, 2014)		-	-	-	-	-	-	-	-	-	-	-	-	-	-	-	-	
	Total Non-Promoter-Non Public Shareholding (C) = (C)(1)+(C)(2)		-	-	-	-	-	-	-	-	-	-	-	-	-	-	-	-	





Post Scheme Shareholding pattern filed under Reg. 31(1)(a)/Reg. 31(1)(b)/Reg. 31(1)(c)  
Table V - Statement showing Foreign Ownership Limited  
Name of Listed Entity : ROYAL CUSHION VINYL PRODUCTS LIMITED  
Face Value: INR 10.00

Particulars	Approved Limits (%)	Limits Utilised (%)
As on shareholding date	100	0.05
As on the end of previous 1st quarter	100	0.05
As on the end of previous 2nd quarter	100	0.29
As on the end of previous 3rd quarter	100	0.29
As on the end of previous 4th quarter	100	0.29




## ANNEXURE 6D

- 1 Name of Listed Entity : ROYAL CUSHION VINYL PRODUCTS LIMITED
- 2 Script Code and name : BSE - 526193
- 3 Pre Scheme Shareholding pattern filed under Reg. 31(1)(a)/Reg. 31(1)(b)/Reg. 31(1)(c)
  - a. If under 31(1)(b) then indicate the report for Quarter ending
  - b. If under 31(1)(c) then indicate date of allotment/extinguishment

Pre-Scheme Shareholding pattern of Transferee Company ("ROYAL CUSHION VINYL PRODUCTS LIMITED as on 31st December 2024 (with PAN)

[Without considering the impending Scheme of Arrangement in the nature of merger amalgamation of RoyalSpinwell and Developers Private Limited ("RSDPL") with Royal Cushion Vinyl Products Limited and their respective shareholders and creditors under Sections 230 to 232 of the Companies Act, 2013, which is pending for final approval with the Hon'ble National Company Law Tribunal, Mumbai Bench ("RSDPL-RCVPL Scheme")]

Sr. No.	Particular	Yes/No	Promoter and Promoter Group	Public shareholde	Non Promoter-
1	Whether the Listed Entity has issued any partly paid up shares?	No	No	No	No
2	Whether the Listed Entity has issued any Convertible Securities ?	No	No	No	No
3	Whether the Listed Entity has issued any Warrants ?	No	No	No	No
4	Whether the Listed Entity has any shares against which depository receipts are issued?	No	No	No	No
5	Whether the Listed Entity has any shares in locked-in?	Yes	Yes	No	No
6	Whether any shares held by promoters are pledge or otherwise encum	Yes	Yes		
7	Whether company has equity shares with differential voting rights?	No	No	No	No
8	Whether the listed entity has any significant beneficial owner?	No			



Pre Scheme Shareholding pattern filed under Reg. 31(1)(a)/Reg. 31(1)(b)/Reg. 31(1)(c)

Table I - Summary Statement holding of specified securities

Name of Listed Entity : ROYAL CUSHION VINYL PRODUCTS LIMITED

Face Value: INR 10.00

Category (I)	Category of shareholder (II)	Nos. of share holders (III)	No. of fully paid up equity shares held (IV)	No. of partly paid-up equity shares held (V)	Nos. of shares underlying Depository Receipts (VI)	Total Nos. shares held (VII = IV+V+VI)	Shareholding as a % of total no. of shares (Calculated as per SCRR, 1957) (VIII) As a % of (A+B+C2)	Number of voting Rights held in each class of securities (IX)				No of shares underlying outstanding convertible Securities (including warrants) (X)	Shareholding as a % assuming full conversion of convertible securities(as a % of diluted share capital) (XI) =(VII)+(X) as a % of A+B+C2	Number of Locked in shares (XII)		Number of shares pledged or otherwise encumbered (XIII)		Number of equity shares held in dematerialized form (XIV)
								No of voting Rights			Total as a % of (A+B+ C)			No. (a)	As a % of total shares held (b)	No. (a)	As a % of total shares held (b)	
								Class X	Class Y	Total								
(A)	Promoter and Promoter Group	27	1,46,04,378	-	-	1,46,04,378	39.92%	1,46,04,378	-	1,46,04,378	39.92%	-	39.92%	66,21,250	-	5,63,460	-	1,11,60,918
(B)	Public	4,772	2,19,84,084	-	-	2,19,84,084	60.08%	2,19,84,084	-	2,19,84,084	60.08%	-	60.08%	-	-	-	-	2,16,37,854
(C)	Non Promoter - Non Public	-	-	-	-	-	-	-	-	-	-	-	-	-	-	-	-	-
(C1)	Shares underlying DRs	-	-	-	-	-	-	-	-	-	-	-	-	-	-	-	-	-
(C2)	Shares held by Employee Trusts	-	-	-	-	-	-	-	-	-	-	-	-	-	-	-	-	-
	Total	4,799	3,65,88,462	-	-	3,65,88,462	100%	3,65,88,462	-	3,65,88,462	100%	-	100%	66,21,250	-	5,63,460	-	3,27,98,772

Note: The above does not include the proposed issuance of equity shares on a preferential basis, as approved by the Board in its meeting held on 26<sup>th</sup> March, 2025, which is subject to shareholders' approval.



Pre Scheme Shareholding pattern filed under Reg. 31(1)(a)/Reg. 31(1)(b)/Reg. 31(1)(c)  
Table II - Statement showing Shareholding Pattern of the Promoter and Promoter Group  
Name of Listed Entity : ROYAL CUSHION VINYL PRODUCTS LIMITED  
Face Value: INR 10.00

	Category and Name of the shareholders (I)	Entity type Promoter or Promoter group (Promoter group would exclude promoters) (II)	No. of share holders (III)	No. of fully paid up equity shares held (IV)	Partly paid-up equity shares held (V)	Nos. of shares underlying Depository Receipts (VI)	Total Nos. shares held (VII = IV+V+VI)	Shareholding % calculate as per SCRR 1957 As a % of (A+B+C2) (VIII)	Number of voting Rights held in each class of securities (IX)				No of shares underlying outstanding convertible Securities (including warrants) (X)	Shareholding as a % assuming full conversion of convertible securities(as a percentage of diluted share capital) (XI)=(VII)+(X) as a % of A+B+C2	Number of Locked in shares (XII)		Number of shares pledged or otherwise encumbered (XIII)		Number of equity shares held in dematerialized form (XIV)
									No of voting Rights			Total as a % of Total voting rights			No. (a)	As a % of total shares held (b)	No. (a)	As a % of total shares held (b)	
									Class X	Class Y	Total								
A1	Indian																		
(a)	Individuals/Hindu Undivided Family		16	50,02,378	-	-	50,02,378	13.67%	50,02,378		50,02,378	13.67%	-	13.67%	46,00,000	91.96%	-	-	50,02,378
	Maheesh Kantilal Shah	Promoter	1	31,83,000	-	-	31,83,000	8.70%	31,83,000		31,83,000	8.70%	-	8.70%	31,25,000	98.18%	-	-	31,83,000
	Vinod Kantilal Shah	Promoter	1	10,41,400	-	-	10,41,400	2.85%	10,41,400		10,41,400	2.85%	-	2.85%	10,00,000	96.02%	-	-	10,41,400
	Arvind Vadilal Motasha	Promoter	1	4,91,903	-	-	4,91,903	1.34%	4,91,903		4,91,903	1.34%	-	1.34%	4,75,000	96.56%	-	-	4,91,903
	Meena Vinod Shah	Promoter	1	74,000	-	-	74,000	0.20%	74,000		74,000	0.20%	-	0.20%	-	-	-	-	74,000
	Bhavana Mukesh Motasha	Promoter Group	1	40,822	-	-	40,822	0.11%	40,822		40,822	0.11%	-	0.11%	-	-	-	-	40,822
	Anuradha Jayesh Jhaveri	Promoter Group	1	28,000	-	-	28,000	0.08%	28,000		28,000	0.08%	-	0.08%	-	-	-	-	28,000
	Hansa Arvind Motasha	Promoter	1	27,600	-	-	27,600	0.08%	27,600		27,600	0.08%	-	0.08%	-	-	-	-	27,600
	Deepak Amrutlal Motasha	Promoter	1	27,001	-	-	27,001	0.07%	27,001		27,001	0.07%	-	0.07%	-	-	-	-	27,001
	Jayesh Amrutlal Motasha	Promoter	1	26,800	-	-	26,800	0.07%	26,800		26,800	0.07%	-	0.07%	-	-	-	-	26,800
	Mukesh Amrutlal Motasha	Promoter	1	25,701	-	-	25,701	0.07%	25,701		25,701	0.07%	-	0.07%	-	-	-	-	25,701
	Varun Jayesh Motasha	Promoter Group	1	19,800	-	-	19,800	0.05%	19,800		19,800	0.05%	-	0.05%	-	-	-	-	19,800
	Suvarat Maheesh Shah	Promoter Group	1	13,600	-	-	13,600	0.04%	13,600		13,600	0.04%	-	0.04%	-	-	-	-	13,600
	Dipti Jayesh Motasha	Promoter Group	1	1,051	-	-	1,051	0.00%	1,051		1,051	0.00%	-	0.00%	-	-	-	-	1,051
	Anuradha Arvind Motasha	Promoter Group	1	1,000	-	-	1,000	0.00%	1,000		1,000	0.00%	-	0.00%	-	-	-	-	1,000
	Jayashree Maheesh Shah	Promoter	1	400	-	-	400	0.00%	400		400	0.00%	-	0.00%	-	-	-	-	400
	Shweta Rishi Matla	Promoter Group	1	300	-	-	300	0.00%	300		300	0.00%	-	0.00%	-	-	-	-	300
	Rohini Maheesh Shah	Promoter Group	-	-	-	-	-	-	-		-	-	-	-	-	-	-	-	-
	Sushilben K Shah	Promoter Group	-	-	-	-	-	-	-		-	-	-	-	-	-	-	-	-
(b)	Government(s)		-	-	-	-	-	-	-		-	-	-	-	-	-	-	-	-
(c)	Financial Institutions / Banks		-	-	-	-	-	-	-		-	-	-	-	-	-	-	-	-
(d)	Any Other (specify)		-	-	-	-	-	-	-		-	-	-	-	-	-	-	-	-
(e)(i)	Bodies Corporate		10	67,22,000	-	-	67,22,000	18.37%	67,22,000	-	67,22,000	18.37%	-	18.37%	20,21,250.00	30.07%	5,63,460	8.38%	61,58,540
	Services LLP	Promoter Group	1	10,35,210	-	-	10,35,210	2.83%	10,35,210	-	10,35,210	2.83%	-	2.83%	-	-	3,89,460	37.62%	6,45,750
	Trilokmatra Trading & Consultancy Service	Promoter Group	1	10,35,210	-	-	10,35,210	2.83%	10,35,210	-	10,35,210	2.83%	-	2.83%	-	-	50,000	4.83%	9,85,210
	Shreesaha Trading & Consultancy Service	Promoter Group	1	10,00,000	-	-	10,00,000	2.73%	10,00,000	-	10,00,000	2.73%	-	2.73%	10,00,000	100.00%	-	-	10,00,000
	Trilokesh Trading & Consultancy Services	Promoter Group	1	7,33,190	-	-	7,33,190	2.00%	7,33,190	-	7,33,190	2.00%	-	2.00%	6,87,500	93.77%	-	-	7,33,190
	Sahishnu Trading & Consultancy Services	Promoter Group	1	7,09,340	-	-	7,09,340	1.94%	7,09,340	-	7,09,340	1.94%	-	1.94%	-	-	41,339	5.83%	6,68,001
	Sughoish Trading & Consultancy Services	Promoter Group	1	7,09,310	-	-	7,09,310	1.94%	7,09,310	-	7,09,310	1.94%	-	1.94%	-	-	41,263	5.82%	6,68,047
	Shreedaha Trading & Consultancy Service	Promoter Group	1	7,09,300	-	-	7,09,300	1.94%	7,09,300	-	7,09,300	1.94%	-	1.94%	-	-	41,398	5.84%	6,67,902
	Lokswami Trading & Consultancy Service	Promoter Group	1	6,45,025	-	-	6,45,025	1.76%	6,45,025	-	6,45,025	1.76%	-	1.76%	2,41,875.00	37.50%	-	-	6,45,025
	Vishvamurti Trading & Consultancy Service	Promoter Group	1	1,00,445	-	-	1,00,445	0.27%	1,00,445	-	1,00,445	0.27%	-	0.27%	91,875.00	91.47%	-	-	1,00,445
	Sumukh Trading & Consultancy Services	Promoter Group	1	44,970	-	-	44,970	0.12%	44,970	-	44,970	0.12%	-	0.12%	-	-	-	-	44,970
	Suhruda Trading & Consultancy Services	Promoter Group	-	-	-	-	-	0.00%	-	-	-	0.00%	-	0.00%	-	-	-	-	-
	Sub Total (A)(1)		26	1,17,24,378	-	-	1,17,24,378	32.04%	1,17,24,378	-	1,17,24,378	32.04%	-	32.04%	66,21,250	56.47%	5,63,460	4.81%	1,11,60,918
A2	Foreign																		
(a)	Individuals (Non-Resident)		-	-	-	-	-	-	-		-	-	-	-	-	-	-	-	-
	Individuals Foreign Individuals)		-	-	-	-	-	-	-		-	-	-	-	-	-	-	-	-
(b)	Government		-	-	-	-	-	-	-		-	-	-	-	-	-	-	-	-
(c)	Institutions		-	-	-	-	-	-	-		-	-	-	-	-	-	-	-	-
(d)	Foreign Portfolio Investor		-	-	-	-	-	-	-		-	-	-	-	-	-	-	-	-
(e)	Any Other (specify)		-	-	-	-	-	-	-		-	-	-	-	-	-	-	-	-
(e)(i)	Lapada (Mauritius) Limited		1	28,80,000	-	-	28,80,000	7.87%	28,80,000	-	28,80,000	7.87%	-	7.87%	-	-	-	-	-
	Sub Total (A)(2)		1	28,80,000	-	-	28,80,000	7.87%	28,80,000	-	28,80,000	7.87%	-	7.87%	-	-	-	-	-
	Total Shareholding of Promoter and Promoter Group (A)=(A)(1)+(A)(2)		27	1,46,04,378	-	-	1,46,04,378	39.91%	1,46,04,378	-	1,46,04,378	39.91%	-	39.91%	66,21,250	45.34%	5,63,460	3.86%	1,11,60,918



Pre Scheme Shareholding pattern filed under Reg. 31(1)(a)/Reg. 31(1)(b)/Reg. 31(1)(c)

Name of Listed Entity : ROYAL CUSHION VINYL PRODUCTS LIMITED

Script Code and name : BSE - 526193

Details of Shares which remain unclaimed may be given hear along with details such as number of shareholders, outstanding shares held in demat/unclaimed suspense account, voting rights which are frozen etc.

No. of shareholders	No of Shares held
Nil	



pre Scheme Shareholding pattern filed under Reg. 31(1)(a)/Reg. 31(1)(b)/Reg. 31(1)(c)  
Table III - Statement showing Shareholding Pattern of the Public shareholder  
Name of Listed Entity : ROYAL CUSHION VINYL PRODUCTS LIMITED

0

	Category and Name of the shareholders (I)	No. of share holders (III)	No. of fully paid up equity shares held (IV)	Total Nos. shares held (VII = IV+V+VI)	Shareholding % calculate as per SCRR 1957 As a % of (A+B+C2) (VIII)	Number of voting Rights held in each class of securities (IX)				Total as a % of Total voting rights	Total Shareholding as a % assuming full conversion of convertible securities(as a percentage of diluted share capital) (XI)	Number of Locked in shares (XII)		Number of shares pledged or otherwise encumbered (XIII)		Number of equity shares held in dematerialized form (XIV)
						Class X	Class Y	Total				No. (a)	As a % of total shares held (b)	No. (a) (Not applicable)	As a % of total shares held (b) (Not Applicable)	
<b>B1</b>	<b>Institutions (Domestic)</b>															
(a)	Mutual Funds/UTI	3	5,100	5,100	0.01%	5,100	-	5,100	0.01%	0.01%						
(b)	Venture Capital Funds			-		-		-								
(c)	Alternate Investment Funds															
	Aurum Sme Trust I	1	17,50,000	17,50,000	4.78%	17,50,000		17,50,000	4.78%	4.78%						17,50,000
(f)	Banks	4	3,05,130	3,05,130	0.83%	3,05,130		3,05,130								3,03,600
(g)	Insurance Companies															
(h)	Provident Funds / Pension Funds			-												
(i)	Asset Reconstruction Companies			-												
(j)	Sovereign Wealth Funds			-												
(k)	NBFCs registered with RBI			-												
(l)	Other Financial Institutions	1	200	200	0.00%	200		200	0.00%	0.00%						
(m)	Any Other (specify)															
	<b>Sub Total B (1)</b>	<b>9</b>	<b>20,60,430</b>	<b>20,60,430</b>	<b>5.63%</b>	<b>20,60,430</b>		<b>20,60,430</b>	<b>5.63%</b>	<b>5.63%</b>						<b>20,53,600</b>
<b>B2</b>	<b>Institutions (Foreign)</b>															
(a)	Foreign Direct Investment	-	-	-				-								
(b)	Foreign Venture Capital Investors	-	-	-				-								
(c)	Sovereign Wealth Funds	-	-	-				-								
(d)	Foreign Portfolio Investors Category I	1	4,518	4,518	0.01%	4,518	-	4,518	0.01%	0.01%						4,518
(e)	Foreign Portfolio Investors Category II			-				-								
(f)	Overseas Depositories (holding DRs)(balancing figure)			-				-								
(g)	Any Other (specify)			-				-								
	<b>Sub Total (B)(2)</b>	<b>1</b>	<b>4,518</b>	<b>4,518</b>	<b>0.01%</b>	<b>4,518</b>	<b>-</b>	<b>4,518</b>	<b>0.01%</b>	<b>0.01%</b>						<b>4,518</b>
<b>B3</b>	<b>Central Government/State Government(s)/ President of India</b>															
(a)	Central Government / President of India	-	-	-				-								
(b)	State Government / Governor	-	-	-				-								
(c)	Shareholding by Companies or Bodies Corporate where Central / State Government is a promoter	-	-	-				-								
	<b>Sub Total (B)(3)</b>	<b>-</b>	<b>-</b>	<b>-</b>				<b>-</b>								<b>-</b>
<b>B4</b>	<b>Non-institutions</b>															
(a)	Associate Companies/Subsidiaries	-	-	-				-								
(b)	Directors and their relatives (excluding independent directors and nominee directors)	-	-	-				-								
(c)	Key Managerial Personnel	3	3,310	3,310	0.01%	3,310	-	3,310	0.01%	0.01%						3,310
(d)	Relatives of promoters (other than 'immediate relatives' of promoters disclosed under 'Promoter and Promoter Group' category)	-	-	-				-								
(e)	Trusts where any person belonging to 'Promoter and Promoter Group' category is 'trustee', 'beneficiary', or 'author of the trust'	-	-	-				-								
(f)	Investor Education NA Page 69 of 230 and Protection Fund (IEPF)															
(g)	Individuals - shareholders holding nominal share capital up to Rs 2 Lakh	4,508	28,87,205	28,87,205	7.89%	28,87,205		28,87,205	7.89%	7.89%						26,11,875



(h)	Individual shareholders holding nominal share capital in excess of Rs. 2 Lakh	79	1,37,42,219	1,37,42,219	37.56%	1,37,42,219	1,37,42,219	37.56%	37.56%	-	-	-	-	1,37,42,219
	Sushma Agarwal	1	5,00,000	5,00,000	1.37%	5,00,000	5,00,000	1.37%	1.37%					5,00,000
	Krishnachandra Ramkaran Toshniwal	1	4,10,000	4,10,000				1.12%	1.12%					4,10,000
					1.12%	4,10,000	4,10,000							
	Hemant Pampalia	1	9,80,000	9,80,000	2.68%	9,80,000	9,80,000	2.68%	2.68%					9,80,000
	Dhiren V Shah	1	7,00,000	7,00,000	1.91%	7,00,000	7,00,000	1.91%	1.91%					7,00,000
	Danesh Vinodchandra Shah	1	5,05,000	5,05,000	1.38%	5,05,000	5,05,000	1.38%	1.38%					5,05,000
	Ajay Kirtilal Mehta	1	15,00,000	15,00,000	4.10%	15,00,000	15,00,000	4.10%	4.10%					15,00,000
	Ajay Krishnakant Parikh	1	10,00,000	10,00,000	2.73%	10,00,000	10,00,000	2.73%	2.73%					10,00,000
					-	-	-	-	-					
(i)	Non Resident Indians (NRIs)	28	21,23,646	21,23,646	5.80%	21,23,646	21,23,646	5.80%	5.80%	-	-	-	-	21,22,596
	Ranjani Gopalaswamy	1	10,00,000	10,00,000	2.73%	10,00,000	10,00,000	2.73%	2.73%					10,00,000
(j)	Foreign Nationals	1	134	134	0.00%	134	134	0.00%	0.00%	-	-	-	-	134
(k)	Foreign Companies	-	-	-	-	-	-	-	-	-	-	-	-	-
(l)	Bodies Corporate	41	7,56,891	7,56,891	2.07%	7,56,891	7,56,891	2.07%	2.07%	-	-	-	-	7,37,671
(m)	Any Other (specify)	102	4,05,731	4,05,731	1.11%	4,05,731	4,05,731	1.11%	1.11%	-	-	-	-	3,61,931
(n)	Employee Trusts									-	-	-	-	-
(i)	Overseas Corporate Bodies	1	43,800	43,800	0.12%	43,800	43,800	0.12%	0.12%	-	-	-	-	-
(iii)	HUF	94	3,19,344	3,19,344	0.87%	3,19,344	3,19,344	0.87%	0.87%	-	-	-	-	3,19,344
(iv)	Clearing Member	1	750	750	0.00%	750	750	0.00%	0.00%	-	-	-	-	750
(v)	LLP	6	41,837	41,837	0.11%	41,837	41,837	0.11%	0.11%	-	-	-	-	41,837
(vi)	Others(More than 1% of			-	-	-	-	-	0.00%	-	-	-	-	-
	Sub Total (B)(4)	4,762	1,99,19,136	1,99,19,136	54.43%	1,99,19,136	1,99,19,136	54.43%	54.43%	-	-	-	-	1,95,79,736
	Total Public Shareholding	4,772	2,19,84,084	2,19,84,084	60.08%	2,19,84,084	2,19,84,084	60.08%	60.08%	-	-	-	-	2,16,37,854
	(B)=(B)(1)+(B)(2)+(B)(3)+(B)(4)													

*Krushna*



**Pre Scheme Shareholding pattern filed under Reg. 31(1)(a)/Reg. 31(1)(b)/Reg. 31(1)(c)**

**Name of Listed Entity :ROYAL CUSHION VINYL PRODUCTS LIMITED**

**Script Code and name : BSE - 526193**

Name of shareholder	Name of PAC	No. of shareholders	Holding %
Nil			





**Pre Scheme Shareholding pattern filed under Reg. 31(1)(a)/Reg. 31(1)(b)/Reg. 31(1)(c)**  
**Name of Listed Entity : ROYAL CUSHION VINYL PRODUCTS LIMITED**  
**Script Code and name : BSE - 526193**

Details of Shares which remain unclaimed may be given hear along with details such as number of shareholders, outstanding shares held in demat/unclaimed suspense account, voting rights which are frozen etc.	
No. of shareholders	No of Shares held



Pre Scheme Shareholding pattern filed under Reg. 31(1)(a)/Reg. 31(1)(b)/Reg. 31(1)(c)  
Table IV - Statement showing Shareholding Pattern of the Non Promoter - Non Public shareholder  
Name of Listed Entity : ROYAL CUSHION VINYL PRODUCTS LIMITED  
Face Value: INR 10.00

	Category and Name of the shareholders (I)	PAN (II)	No. of shareh olders (III)	No. of fully paid up equity shares held (IV)	Partly paid-up equity shares held (V)	Nos. of shares underlying Depository Receipts (VI)	Total Nos. shares held (VII) = IV+V+VI)	Shareholding % calculate as per SCRR 1957 As a % of (A+B+C2) (VIII)	Number of voting Rights held in each class of securities (IX)				No of shares underlying outstanding convertible Securities (including warrants) (X)	Total Shareholding as a % assuming full conversion of convertible securities(as a percentage of diluted share capital) (XI)	Number of Locked in shares (XII)		Number of shares pledged or otherwise encumbered (XIII)		Number of equity shares held in dematerialized form (XIV)
									No of voting Rights			Total as a % of Total voting rights			No. (a)	As a % of total shares held (b)	No. (a) (Not Applicable)	As a % of total shares held (b) (Not Applicable)	
									Class X	Class Y	Total								
(1)	Custodian/ DR Holder		-	-	-	-	-	-	-	-	-	-	-	-	-	-	-	-	
(2)	Employee Benefit Trust (under SEBI (Share Based Employee Benefit) Regulations, 2014)		-	-	-	-	-	-	-	-	-	-	-	-	-	-	-	-	
	Total Non-Promoter-Non Public Shareholding (C) = (C)(1)+(C)(2)		-	-	-	-	-	-	-	-	-	-	-	-	-	-	-	-	

*[Handwritten signature]*



Pre Scheme Shareholding pattern filed under Reg. 31(1)(a)/Reg. 31(1)(b)/Reg. 31(1)(c)  
Table V - Statement showing Foreign Ownership Limited  
Name of Listed Entity : ROYAL CUSHION VINYL PRODUCTS LIMITED  
Face Value: INR 10.00

Particulars	Approved Limits (%)	Limits Utilised (%)
As on shareholding date	100	0.05
As on the end of previous 1st quarter	100	0.05
As on the end of previous 2nd quarter	100	0.29
As on the end of previous 3rd quarter	100	0.29
As on the end of previous 4th quarter	100	0.29



## ANNEXURE 6E

- 1 Name of Entity : Natroyal Industries Private Limited
- 2 Script Code and name : NA
- 3 Pre Scheme Shareholding pattern filed under Reg. 31(1)(a)/Reg. 31(1)(b)/Reg. 31(1)(c)
  - a. If under 31(1)(b) then indicate the report for Quarter ending
  - b. If under 31(1)(c) then indicate date of allotment/extinguishment

Pre-Amlagamation Shareholding pattern of Transferor Company ("Natroyal Industries Private Limited as on 31st December 2024 (with PAN)

Sr. No.	Particular	Yes/No	Promoter and Promoter Group	Public shareholde	Non Promoter-
1	Whether the Listed Entity has issued any partly paid up shares?	No	No	No	No
2	Whether the Listed Entity has issued any Convertible Securities ?	No	No	No	No
3	Whether the Listed Entity has issued any Warrants ?	No	No	No	No
4	Whether the Listed Entity has any shares against which depository receipts are issued?	No	No	No	No
5	Whether the Listed Entity has any shares in locked-in?	No	No	No	No
6	Whether any shares held by promoters are pledge or otherwise encum	No	No		
7	Whether company has equity shares with differential voting rights?	No	No	No	No
8	Whether the listed entity has any significant beneficial owner?	No			



Pre Scheme Shareholding pattern filed under Reg. 31(1)(a)/Reg. 31(1)(b)/Reg. 31(1)(c)  
Table I - Summary Statement holding of specified securities  
Name of Entity : Naroyal Industries Private Limited  
Face Value: INR 100.00

Category (I)	Category of shareholder (II)	Nos. of share holders (III)	No. of fully paid up equity shares held (IV)	No. of partly paid-up equity shares held (V)	Nos. of shares underlying Depository Receipts (VI)	Total Nos. shares held (VII = IV+V+VI)	Shareholding as a % of total no. of shares (Calculated as per SCRR, 1957) (VIII) As a % of (A+B+C2)	Number of voting Rights held in each class of securities (IX)			No of shares underlying outstanding convertible Securities (including warrants) (X)	Shareholding as a % assuming full conversion of convertible securities(as a % of diluted share capital) (XI) =(VII)+(X) as a % of A+B+C2	Number of Locked in shares (XII)		Number of shares pledged or otherwise encumbered (XIII)		Number of equity shares held in dematerialized form (XIV)	
								No of voting Rights					Total as a % of (A+B+ C)	No. (a)	As a % of total shares held (b)	No. (a)		As a % of total shares held (b)
								Class X	Class Y	Total								
(A)	Promoter and Promoter Group	36	6,88,570	-	-	6,88,570	95.35%	6,88,570	-	6,88,570	95.35%	-	-	-	-	-	-	
(B)	Public	2	33,600	-	-	33,600	4.65%	33,600	-	33,600	4.65%	-	-	-	-	-	-	
(C)	Non Promoter - Non Public	-	-	-	-	-	-	-	-	-	-	-	-	-	-	-	-	
(C1)	Shares underlying DRs	-	-	-	-	-	-	-	-	-	-	-	-	-	-	-	-	
(C2)	Shares held by Employee Trusts	-	-	-	-	-	-	-	-	-	-	-	-	-	-	-	-	
	Total	38	7,22,170	-	-	7,22,170	100%	7,22,170	-	7,22,170	100%	-	-	-	-	-	-	



Pre Scheme Shareholding pattern filed under Reg. 31(1)(a)/Reg. 31(1)(b)/Reg. 31(1)(c)  
Table II - Statement showing Shareholding Pattern of the Promoter and Promoter Group  
Name of Entity : Natroyal Industries Private Limited  
Face Value: INR 100.00

	Category and Name of the shareholders (I)	PAN (II)	No. of share holders (III)	No. of fully paid up equity shares held (IV)	Partly paid-up equity shares held (V)	Nos. of shares underlying Depository Receipts (VI)	Total Nos. shares held (VII = IV+V+VI)	Shareholding % calculate as per SCRR 1957 As a % of (A+B+C2) (VIII)	Number of voting Rights held in each class of securities (IX)			No of shares underlying outstanding convertible Securities (including warrants) (X)	Shareholding as a % assuming full conversion of convertible securities(as a percentage of diluted share capital) (XI)=(VII)+(X) as a % of A+B+C2	Number of Locked in shares (XII)		Number of shares pledged or otherwise encumbered (XIII)		Number of equity shares held in dematerializ ed form (XIV)	
									No of voting Rights					Total as a % of Total voting rights	No. (a)	As a % of total shares held (b)	No. (a)		As a % of total shares held (b)
									Class X	Class Y	Total								
A1	Indian																		
(a)	Individuals/Hindu Undivided Family		26	2,51,251			2,51,251		2,51,251		2,51,251								
	Vinod Shah	AAGPS4899H	1	18,692			18,692	2.59%	18,692	-	18,692	2.59%							
	Jayesh Motasha	AADPM6897Q	1	491			491	0.07%	491	-	491	0.07%							
	Maheesh Shah	AIWPS1737L	1	12,042			12,042	1.67%	12,042	-	12,042	1.67%							
	Suvrat Shah	AADPS0343K	1	46,403			46,403	6.43%	46,403	-	46,403	6.43%							
	Jay Shah	AAHPS7174G	1	36,418			36,418	5.04%	36,418	-	36,418	5.04%							
	Vivek Motasha	AADPM5447N	1	58			58	0.01%	58	-	58	0.01%							
	Mukesh Motasha	AACPM3116H	1	341			341	0.05%	341	-	341	0.05%							
	Rahul Motasha	AADPM5497N	1	8,058			8,058	1.12%	8,058	-	8,058	1.12%							
	Varun Motasha	AADPM5501F	1	58			58	0.01%	58	-	58	0.01%							
	Deepak Motasha	AACPM6040Q	1	341			341	0.05%	341	-	341	0.05%							
	Vinod Kantilal Shah HUF	AABHV0910K	1	32,242			32,242	4.46%	32,242	-	32,242	4.46%							
	Jayesh Amritlal Motasha HUF	AADPM6897Q	1	241			241	0.03%	241	-	241	0.03%							
	Arvind Motasha	AABPM7935R	1	300			300	0.04%	300	-	300	0.04%							
	Arvind Vadilal Motasha HUF	AAAHQ4825P	1	100			100	0.01%	100	-	100	0.01%							
	Maheesh Kantilal Shah HUF	AAAHM2992R	1	20,241			20,241	2.80%	20,241	-	20,241	2.80%							
	Maheesh Kantilal Shah	AIWPS1737L	1	26,701			26,701	3.70%	26,701	-	26,701	3.70%							
	Meena Vinod Shah	ABIPS9160L	1	25,084			25,084	3.47%	25,084	-	25,084	3.47%							
	Jhanvi Vinod Shah	ANRPS4025K	1	8,101			8,101	1.12%	8,101	-	8,101	1.12%							
	Dipti Jayesh Motasha	AAOPM2490C	1	291			291	0.04%	291	-	291	0.04%							
	Mukesh Amritlal Motasha HUF	AAAHM0992H	1	241			241	0.03%	241	-	241	0.03%							
	Bhavna Mukesh Motasha	AAOPM2488E	1	291			291	0.04%	291	-	291	0.04%							
	Deepak Amritlal Motasha HUF	AAAHQ0702Q	1	241			241	0.03%	241	-	241	0.03%							
	Arjana Deepak Motasha	AQSPM5257D	1	291			291	0.04%	291	-	291	0.04%							
	Hansa Arvind Motasha	AFAPM1132L	1	100			100	0.01%	100	-	100	0.01%							
	Anirudha Arvind Motasha	AHVPJ3233E	1	100			100	0.01%	100	-	100	0.01%							
	Jayshree Mahesh Shah	ABEPS9578E	1	13,784			13,784	1.91%	13,784	-	13,784	1.91%							
(b)	Central Government/State Government(s)		-	-	-	-	-	-	-	-	-	0.00%	-	-	-	-	-	-	
(c)	Financial Institutions / Banks		-	-	-	-	-	-	-	-	-	0.00%	-	-	-	-	-	-	
(d)	Any Other (specify)		-	-	-	-	-	-	-	-	-	0.00%	-	-	-	-	-	-	
	Bodies Corporate		10	4,37,319			4,37,319		4,37,319		4,37,319	60.56%	-	-	-	-	-	-	
	Bhaktavatsala Trading & Consultancy Services LLP	AAOFB9775H	1	60,287			60,287	8.35%	60,287	-	60,287	8.35%							
	Trikotatma Trading & Consultancy Services LLP	AAKDT0999B	1	62,955			62,955	8.72%	62,955	-	62,955	8.72%							
	Shreesaha Trading & Consultancy Services LLP	ACUFS2469P	1	61,250			61,250	8.48%	61,250	-	61,250	8.48%							
	Trikotesh Trading & Consultancy Services LLP	AAKFT0994N	1	25,000			25,000	3.46%	25,000	-	25,000	3.46%							
	Sugrosh Trading & Consultancy Services LLP	ACUFS2455D	1	63,610			63,610	8.81%	63,610	-	63,610	8.81%							
	Shreedaha Trading & Consultancy Services LLP	ACUFS2470C	1	53,601			53,601	7.42%	53,601	-	53,601	7.42%							
	Sahishnu Trading & Consultancy Services LLP	ACUFS2468N	1	61,930			61,930	8.58%	61,930	-	61,930	8.58%							
	Sumukh Trading & Consultancy Services LLP	ACUFS2407B	1	20,833			20,833	2.88%	20,833	-	20,833	2.88%							
	Suhrada Trading & Consultancy Services LLP	ACUFS3174P	1	6,250			6,250	0.87%	6,250	-	6,250	0.87%							
	Lokswami Trading & Consultancy Services LLP	AAFL7310P	1	21,603			21,603	2.99%	21,603	-	21,603	2.99%							
	Sub Total (A1)(1)		36	6,88,570	-	-	6,88,570	95.35%	6,88,570	-	6,88,570	155.90%	-	0%	-	-	-	-	
A2	Foreign																		
(a)	Individuals (Non-Resident Individuals/Foreign Individuals)		-	-	-	-	-	-	-	-	-	-	-	-	-	-	-	-	
(b)	Government		-	-	-	-	-	-	-	-	-	-	-	-	-	-	-	-	
(c)	Institutions		-	-	-	-	-	-	-	-	-	-	-	-	-	-	-	-	
(d)	Foreign Portfolio Investor		-	-	-	-	-	-	-	-	-	-	-	-	-	-	-	-	
(e)	Any Other (specify)		-	-	-	-	-	-	-	-	-	-	-	-	-	-	-	-	
(e)(i)	Bodies Corporate		-	-	-	-	-	-	-	-	-	-	-	-	-	-	-	-	
	Sub Total (A1)(2)		-	-	-	-	-	-	-	-	-	-	-	-	-	-	-	-	
	Total Shareholding of Promoter and Promoter Group (A)=(A1)+(A2)		-	6,88,570	-	-	6,88,570	95.35%	6,88,570	-	6,88,570	100%	-	0%	-	-	-	-	

*Arvind Motasha*



Pre Scheme Shareholding pattern filed under Reg. 31(1)(a)/Reg. 31(1)(b)/Reg. 31(1)(c)

Name of Entity : Natroyal Industries Private Limited

Details of Shares which remain unclaimed may be given hear along with details such as number of shareholders, outstanding shares held in demat/unclaimed suspense account, voting rights which are frozen etc.

No. of shareholders	No of Shares held
Nil	



Pre Scheme Shareholding pattern filed under Reg. 31(1)(a)/Reg. 31(1)(b)/Reg. 31(1)(c)  
Table III - Statement showing Shareholding Pattern of the Public shareholder  
Name of Entity : Natroyal Industries Private Limited  
Face Value: INR 100.00

	Category and Name of the shareholders (I)	PAN (II)	No. of shareh olders (III)	No. of fully paid up equity shares held (IV)	Partly paid-up equity shares held (V)	Nos. of shares underlying Depository Receipts (VI)	Total Nos. shares held (VII = IV+V+VI)	Shareholding % calculate as per SCRR 1957 As a % of (A+B+C2) (VIII)	Number of voting Rights held in each class of securities (IX)				No of shares underlying outstanding convertible Securities (inclu dine warrants) (X)	Total Shareholding as a % assuming full conversion of convertible securities(as a percenta ee of diluted share capital) (XI)	Number of Locked in shares (XII)		Number of shares pledged or otherwise encumbered (XIII)		Number of equity shares held in dematerializ ed form (XIV)	Sub-categorization of shares(XV)		
									No of voting Rights			Total as a % of Total voting riehts			No. (a)	As a % of total shares held (b)	No. (a) (Not aaplicable)	As a % of total shares held (b) (Not Aplicable)		Shareholding (No of shares) under		
									Class X	Class Y	Total									Sub-category (i)	Sub-category (ii)	Sub-category (iii)
B1	Institutions (Domestic)																					
(a)	Mutual Funds/UTI		-	-	-	-	-	-	-	-	-	-	-	-	-	-	-	-	-	-	-	-
(b)	Venture Capital Funds		-	-	-	-	-	-	-	-	-	-	-	-	-	-	-	-	-	-	-	-
(c)	Alternate Investment Funds		-	-	-	-	-	-	-	-	-	-	-	-	-	-	-	-	-	-	-	-
(f)	Banks		-	-	-	-	-	-	-	-	-	-	-	-	-	-	-	-	-	-	-	-
(g)	Insurance Companies		-	-	-	-	-	-	-	-	-	-	-	-	-	-	-	-	-	-	-	-
(h)	Provident Funds / Pension Funds		-	-	-	-	-	-	-	-	-	-	-	-	-	-	-	-	-	-	-	-
(i)	Asset Reconstruction Companies		-	-	-	-	-	-	-	-	-	-	-	-	-	-	-	-	-	-	-	-
(j)	Sovereign Wealth Funds		-	-	-	-	-	-	-	-	-	-	-	-	-	-	-	-	-	-	-	-
(k)	NBFCs registered with RBI		-	-	-	-	-	-	-	-	-	-	-	-	-	-	-	-	-	-	-	-
(l)	Other Financial Institutions		-	-	-	-	-	-	-	-	-	-	-	-	-	-	-	-	-	-	-	-
(m)	Any Other (specify)		-	-	-	-	-	-	-	-	-	-	-	-	-	-	-	-	-	-	-	-
	Sub Total B (1)																					
B2	Institutions (Foreign)																					
(a)	Foreign Direct Investment		-	-	-	-	-	-	-	-	-	-	-	-	-	-	-	-	-	-	-	-
(b)	Foreign Venture Capital Investors		-	-	-	-	-	-	-	-	-	-	-	-	-	-	-	-	-	-	-	-
(c)	Sovereign Wealth Funds		-	-	-	-	-	-	-	-	-	-	-	-	-	-	-	-	-	-	-	-
(d)	Foreign Portfolio Investors Category I		-	-	-	-	-	-	-	-	-	-	-	-	-	-	-	-	-	-	-	-
(e)	Foreign Portfolio Investors Category II		-	-	-	-	-	-	-	-	-	-	-	-	-	-	-	-	-	-	-	-
(f)	Overseas Depositories (holding DRs)(balancing figure)		-	-	-	-	-	-	-	-	-	-	-	-	-	-	-	-	-	-	-	-
(g)	Any Other (specify)		-	-	-	-	-	-	-	-	-	-	-	-	-	-	-	-	-	-	-	-
	Sub Total (B)2																					
B3	Central Government/State Government(s)/ President of India																					
(a)	Central Government / President of India		-	-	-	-	-	-	-	-	-	-	-	-	-	-	-	-	-	-	-	-
(b)	State Government / Governor		-	-	-	-	-	-	-	-	-	-	-	-	-	-	-	-	-	-	-	-
(c)	Shareholding by Companies or Bodies Corporate where Central / State Government is a promoter		-	-	-	-	-	-	-	-	-	-	-	-	-	-	-	-	-	-	-	-
	Sub Total (B)3																					
B4	Non-institutions																					
(a)	Associate Companies/Subsidiaries		-	-	-	-	-	-	-	-	-	-	-	-	-	-	-	-	-	-	-	-
(b)	Directors and their relatives (excluding independent directors and nominee directors)		-	-	-	-	-	-	-	-	-	-	-	-	-	-	-	-	-	-	-	-
(c)	Key Managerial Personnel		-	-	-	-	-	-	-	-	-	-	-	-	-	-	-	-	-	-	-	-
(d)	Relatives of promoters (other than 'immediate relatives' of promoters disclosed under 'Promoter and Promoter Group' category)		-	-	-	-	-	-	-	-	-	-	-	-	-	-	-	-	-	-	-	-
(e)	Trusts where any person belonging to 'Promoter and Promoter Group' category is 'trustee', 'beneficiary', or 'author of the trust'		-	-	-	-	-	-	-	-	-	-	-	-	-	-	-	-	-	-	-	-
(f)	Investor Education NA Page 69 of 230 and Protection Fund (IEPE)		-	-	-	-	-	-	-	-	-	-	-	-	-	-	-	-	-	-	-	-
(g)	Individuals - shareholders holding nominal share capital up to Rs 2 Lakh		-	-	-	-	-	-	-	-	-	-	-	-	-	-	-	-	-	-	-	-

*Handwritten signature*







Pre Scheme Shareholding pattern filed under Reg. 31(1)(a)/Reg. 31(1)(b)/Reg. 31(1)(c)  
Name of Entity : Natroyal Industries Private Limited

Name of shareholder	Name of PAC	No. of shareholders	Holding %
Nil			



Pre Scheme Shareholding pattern filed under Reg. 31(1)(a)/Reg. 31(1)(b)/Reg. 31(1)(c)  
Name of Listed Entity : Natroyal Industries Private Limited

Details of Shares which remain unclaimed may be given hear along with details such as number of shareholders, outstanding shares held in demat/unclaimed suspense account, voting rights which are frozen etc.	
No. of shareholders	No of Shares held
NIL	



Pre Scheme Shareholding pattern filed under Reg. 31(1)(a)/Reg. 31(1)(b)/Reg. 31(1)(c)  
Table IV - Statement showing Shareholding Pattern of the Non Promoter - Non Public shareholder  
Name of Entity :Natroyal Industries Private Limited  
Face Value: INR 100.00

	Category and Name of the shareholders (I)	PAN (II)	No. of shareh olders (III)	No. of fully paid up equity shares held (IV)	Partly paid-up equity shares held (V)	Nos. of shares underlying Depository Receipts (VI)	Total Nos. shares held (VII = IV+V+VI)	Shareholding % calculate as per SCRR 1957 As a % of (A+B+C2) (VIII)	Number of voting Rights held in each class of securities (IX)				No of shares underlying outstanding convertible Securities (including warrants) (X)	Total Shareholding as a % assuming full conversion of convertible securities(as a percentage of diluted share capital) (XI)	Number of Locked in shares (XII)		Number of shares pledged or otherwise encumbered (XIII)		Number of equity shares held in dematerializ ed form (XIV)
									No of voting Rights			Total as a % of Total voting rights			No. (a)	As a % of total shares held (b)	No. (a) (Not Applicable)	As a % of total shares held (b) (Not Applicable)	
									Class X	Class Y	Total								
(1)	Custodian/ DR Holder		-	-	-	-	-	-	-	-	-	-	-	-	-	-	-	-	-
(2)	Employee Benefit Trust (under SEBI (Share Based Employee Benefit) Regulations, 2014)		-	-	-	-	-	-	-	-	-	-	-	-	-	-	-	-	-
	Total Non-Promoter-Non Public Shareholding (C) = (C)(1)+(C)(2)		-	-	-	-	-	-	-	-	-	-	-	-	-	-	-	-	-



# ANNEXURE 6F

- 1 Name of Listed Entity : ROYAL CUSHION VINYL PRODUCTS LIMITED
- 2 Script Code and name : BSE - 526193
- 3 Post Scheme Shareholding pattern filed under Reg. 31(1)(a)/Reg. 31(1)(b)/Reg. 31(1)(c)
  - a. If under 31(1)(b) then indicate the report for Quarter ending
  - b. If under 31(1)(c) then indicate date of allotment/extinguishment

Post-Scheme Shareholding pattern of Transferee Company ("ROYAL CUSHION VINYL PRODUCTS LIMITED as on 31/12/2024 (with PAN)

[Without considering the impending Scheme of Arrangement in the nature of merger amalgamation of RoyalSpinwell and Developers Private Limited ("RSDPL") with Royal Cushion Vinyl Products Limited and their respective shareholders and creditors under Sections 230 to 232 of the Companies Act, 2013, which is pending for final approval with the Hon'ble National Company Law Tribunal, Mumbai Bench ("RSDPL-RCVPL Scheme")]

Sr. No.	Particular	Yes/No	Promoter and Promoter Group	Public shareholde	Non Promoter-
1	Whether the Listed Entity has issued any partly paid up shares?	No	No	No	No
2	Whether the Listed Entity has issued any Convertible Securities ?	No	No	No	No
3	Whether the Listed Entity has issued any Warrants ?	No	No	No	No
4	Whether the Listed Entity has any shares against which depository receipts are issued?	No	No	No	No
5	Whether the Listed Entity has any shares in locked-in?	Yes	Yes	No	No
6	Whether any shares held by promoters are pledge or otherwise encum	Yes	Yes		
7	Whether company has equity shares with differential voting rights?	No	No	No	No
8	Whether the listed entity has any significant beneficial owner?	No			



PostScheme Shareholding pattern filed under Reg. 31(1)(a)/Reg. 31(1)(b)/Reg. 31(1)(c)  
Table I - Summary Statement holding of specified securities  
Name of Listed Entity : ROYAL CUSHION VINYL PRODUCTS LIMITED  
Face Value: INR 10.00

Category ry (I)	Category of shareholder (II)	Nos. of share holders (III)	No. of fully paid up equity shares held (IV)	No. of partly paid-up equity shares held (V)	Nos. of shares underlying Depository Receipts (VI)	Total Nos. shares held (VII = IV+V+VI)	Shareholding as a % of total no. of shares (Calculated as per SCRR, 1957) (VIII) As a % of (A+B+C2)	Number of voting Rights held in each class of securities (IX)			No of shares underlying outstanding convertible Securities (including warrants) (X)	Shareholding as a % assuming full conversion of convertible securities(as a % of diluted share capital) (XI)=(VII)+(X) as a % of A+B+C2	Number of Locked in shares (XII)		Number of shares pledged or otherwise encumbered (XIII)		Number of equity shares held in dematerializ ed form (XIV)	
								No of voting Rights					Total as a % of (A+B+ C)	No. (a)	As a % of total shares held (b)	No. (a)		As a % of total shares held (b)
								Class X	Class Y	Total								
(A)	Promoter and Promoter Group	40	5,66,07,148	-	-	5,66,07,148	70.20%	5,66,07,148	-	5,66,07,148	70.20%	-	70.20%	66,21,250	-	5,63,460	-	1,11,60,918
(B)	Public	4,774	2,40,33,684	-	-	2,40,33,684	29.80%	2,40,33,684	-	2,40,33,684	29.80%	-	29.80%	-	-	-	-	2,16,37,854
(C)	Non Promoter - Non Public	-	-	-	-	-	-	-	-	-	-	-	-	-	-	-	-	-
(C1)	Shares underlying DRs	-	-	-	-	-	-	-	-	-	-	-	-	-	-	-	-	-
(C2)	Shares held by Employee Trusts	-	-	-	-	-	-	-	-	-	-	-	-	-	-	-	-	-
	Total	4,814	8,06,40,832	-	-	8,06,40,832	100%	8,06,40,832	-	8,06,40,832	100%	-	100%	66,21,250	-	5,63,460	-	3,27,98,772

Note: The above does not include the proposed issuance of equity shares on a preferential basis, as approved by the Board in its meeting held on 26<sup>th</sup> March, 2025, which is subject to shareholders' approval.



Post Scheme Shareholding pattern filed under Reg. 31(1)(a)/Reg. 31(1)(b)/Reg. 31(1)(c)  
**Table II - Statement showing Shareholding Pattern of the Promoter and Promoter Group**  
**Name of Listed Entity : ROYAL CUSHION VINYL PRODUCTS LIMITED**  
**Face Value: INR 10.00**

	Category and Name of the shareholders (I)	Entity type Promoter or Promoter group (Promoter group would exclude promoters) (II)	No. of share holders (III)	No. of fully paid up equity shares held (IV)	Partly paid-up equity shares held (V)	Nos. of shares underlying Depository Receipts (VI)	Total Nos. shares held (VII = IV+V+VI)	Shareholding % calculate as per SCRR 1957 As a % of (A+B+C2) (VIII)	Number of voting Rights held in each class of securities (IX)				No of shares underlying outstanding convertible Securities (including warrants) (X)	Shareholding as a % assuming full conversion of convertible securities(as a percentage of diluted share capital) (XI)=(VII)+(X) as a % of A+B+C2	Number of Locked in shares (XII)		Number of shares pledged or otherwise encumbered (XIII)		Number of equity shares held in dematerialized form (XIV)			
									No of voting Rights			Total as a % of Total voting rights			No. (a)	As a % of total shares held (b)	No. (a)	As a % of total shares held (b)				
									Class X	Class Y	Total											
<b>A1</b>	<b>Indian</b>																					
(a)	Individuals/Hindu Undivided Family		<b>28</b>	<b>2,03,28,689</b>	-	-	<b>2,02,94,989</b>	<b>14.07%</b>	<b>2,02,94,989</b>		<b>2,02,94,989</b>	<b>14.07%</b>	-	<b>14.07%</b>	<b>46,00,000</b>	<b>22.67%</b>	-	-	<b>50,02,378</b>			
	Maheesh Kantilal Shah	Promoter	1	39,17,562	-	-	39,17,562	4.86%	39,17,562		39,17,562	4.86%	-	4.86%	31,25,000	79.77%	-	-	31,83,000			
	Vinod Kantilal Shah	Promoter	1	21,81,612	-	-	21,81,612	2.71%	21,81,612		21,81,612	2.71%	-	2.71%	10,00,000	45.84%	-	-	10,41,400			
	Arvind Vadilal Motasha	Promoter	1	5,10,203	-	-	5,10,203	0.63%	5,10,203		5,10,203	0.63%	-	0.63%	4,75,000	93.10%	-	-	4,91,903			
	Meena Vinod Shah	Promoter	1	16,04,124	-	-	16,04,124	1.99%	16,04,124		16,04,124	1.99%	-	1.99%	-	-	-	-	74,000			
	Bhavana Mukesh Motasha	Promoter Group	1	58,573	-	-	58,573	0.07%	58,573		58,573	0.07%	-	0.07%	-	-	-	-	40,822			
	Anuradha Jayesh Jhaveri	Promoter Group	1	34,100	-	-	34,100	0.04%	34,100		34,100	0.04%	-	0.04%	-	-	-	-	28,000			
	Hansa Arvind Motasha	Promoter Group	1	33,700	-	-	33,700	-	-		-	-	-	-	-	-	-	-	27,600			
	Deepak Amrutlal Motasha	Promoter	1	47,802	-	-	47,802	0.06%	47,802		47,802	0.06%	-	0.06%	-	-	-	-	27,001			
	Jayesh Amrutlal Motasha	Promoter	1	56,751	-	-	56,751	0.07%	56,751		56,751	0.07%	-	0.07%	-	-	-	-	26,800			
	Mukesh Amrutlal Motasha	Promoter	1	46,502	-	-	46,502	0.06%	46,502		46,502	0.06%	-	0.06%	-	-	-	-	25,701			
	Varun Jayesh Motasha	Promoter Group	1	23,338	-	-	23,338	0.03%	23,338		23,338	0.03%	-	0.03%	-	-	-	-	19,800			
	Suvrat Maheesh Shah	Promoter Group	1	28,44,183	-	-	28,44,183	3.53%	28,44,183		28,44,183	3.53%	-	3.53%	-	-	-	-	13,600			
	Dipti Jayesh Motasha	Promoter Group	1	18,802	-	-	18,802	0.02%	18,802		18,802	0.02%	-	0.02%	-	-	-	-	1,051			
	Anuradha Arvind Motasha	Promoter Group	1	1,000	-	-	1,000	0.00%	1,000		1,000	0.00%	-	0.00%	-	-	-	-	1,050			
	Jaydree Maheesh Shah	Promoter	1	8,41,224	-	-	8,41,224	1.04%	8,41,224		8,41,224	1.04%	-	1.04%	-	-	-	-	400			
	Shweta Rishi Matta	Promoter Group	1	300	-	-	300	0.00%	300		300	0.00%	-	0.00%	-	-	-	-	300			
	Maheesh Kantilal Shah	Promoter Group	1	16,28,761	-	-	16,28,761	2.02%	16,28,761		16,28,761	2.02%	-	2.02%	-	-	-	-	-			
	Jay Shah	Promoter Group	1	22,21,498	-	-	22,21,498	2.75%	22,21,498		22,21,498	2.75%	-	2.75%	-	-	-	-	-			
	Vivek Motasha	Promoter Group	1	3,538	-	-	3,538	0.00%	3,538		3,538	0.00%	-	0.00%	-	-	-	-	-			
	Rahul Motasha	Promoter Group	1	4,91,538	-	-	4,91,538	0.61%	4,91,538		4,91,538	0.61%	-	0.61%	-	-	-	-	-			
	Jhami Vinod Shah	Promoter Group	1	4,94,161	-	-	4,94,161	0.61%	4,94,161		4,94,161	0.61%	-	0.61%	-	-	-	-	-			
	Anjana Deepak Motasha	Promoter Group	1	17,751	-	-	17,751	0.02%	17,751		17,751	0.02%	-	0.02%	-	-	-	-	-			
	Vinod Kantilal Shah HUF	Promoter Group	1	19,66,762	-	-	19,66,762	2.44%	19,66,762		19,66,762	2.44%	-	2.44%	-	-	-	-	-			
	Jayesh Amrutlal Motasha HUF	Promoter Group	1	14,701	-	-	14,701	0.02%	14,701		14,701	0.02%	-	0.02%	-	-	-	-	-			
	Arvind Vadilal Motasha HUF	Promoter Group	1	6,100	-	-	6,100	0.01%	6,100		6,100	0.01%	-	0.01%	-	-	-	-	-			
	Maheesh Kantilal Shah HUF	Promoter Group	1	12,34,701	-	-	12,34,701	1.53%	12,34,701		12,34,701	1.53%	-	1.53%	-	-	-	-	-			
	Mukesh Amrutlal Motasha HUF	Promoter Group	1	14,701	-	-	14,701	0.02%	14,701		14,701	0.02%	-	0.02%	-	-	-	-	-			
	Deepak Amrutlal Motasha HUF	Promoter Group	1	14,701	-	-	14,701	0.02%	14,701		14,701	0.02%	-	0.02%	-	-	-	-	-			
	Rohini Maheesh Shah	Promoter Group	-	-	-	-	-	-	-		-	-	-	-	-	-	-	-	-			
	Sushilben K Shah	Promoter Group	-	-	-	-	-	-	-		-	-	-	-	-	-	-	-	-			
(b)	Central Government/State Government(s)		-	-	-	-	-	-	-		-	-	-	-	-	-	-	-	-			
(c)	Financial Institutions / Banks		-	-	-	-	-	-	-		-	-	-	-	-	-	-	-	-			
(d)	Any Other (specify)		-	-	-	-	-	-	-		-	-	-	-	-	-	-	-	-			
(d)(i)	Bodies Corporate		<b>11</b>	<b>3,33,98,459</b>	-	-	<b>3,30,17,209</b>	<b>40.94%</b>	<b>3,30,17,209</b>	-	<b>3,30,17,209</b>	<b>40.94%</b>	-	<b>40.94%</b>	<b>20,21,250.00</b>	<b>6.12%</b>	<b>5,63,460</b>	<b>1.71%</b>	<b>61,58,540</b>			
	Bhaktavatsala Trading & Consultancy Services LLP	Promoter Group	1	47,12,717	-	-	47,12,717	5.84%	47,12,717		47,12,717	5.84%	-	5.84%	-	-	3,89,460	8.26%	6,45,750			
	Trilokmatra Trading & Consultancy Services LLP	Promoter Group	1	48,75,465	-	-	48,75,465	6.05%	48,75,465		48,75,465	6.05%	-	6.05%	-	-	50,000	1.03%	9,85,210			
	Shreesaha Trading & Consultancy Services LLP	Promoter Group	1	47,36,250	-	-	47,36,250	5.87%	47,36,250		47,36,250	5.87%	-	5.87%	10,00,000	21.11%	-	-	10,00,000			
	Trilokesh Trading & Consultancy Services LLP	Promoter Group	1	22,58,190	-	-	22,58,190	2.80%	22,58,190		22,58,190	2.80%	-	2.80%	6,87,500	30.44%	-	-	7,33,190			
	Sahishnu Trading & Consultancy Services LLP	Promoter Group	1	44,87,070	-	-	44,87,070	5.56%	44,87,070		44,87,070	5.56%	-	5.56%	-	-	41,339	0.92%	6,68,001			
	Sugshosh Trading & Consultancy Services LLP	Promoter Group	1	45,89,520	-	-	45,89,520	5.69%	45,89,520		45,89,520	5.69%	-	5.69%	-	-	41,263	0.90%	6,68,047			
	Shreedha Trading & Consultancy Services LLP	Promoter Group	1	39,78,961	-	-	39,78,961	4.93%	39,78,961		39,78,961	4.93%	-	4.93%	-	-	41,398	1.04%	6,67,902			
	Lokswami Trading & Consultancy Services LLP	Promoter Group	1	19,62,808	-	-	19,62,808	2.43%	19,62,808		19,62,808	2.43%	-	2.43%	2,41,875.00	12.32%	-	-	6,45,025			
	Vishwamurti Trading & Consultancy Services LLP	Promoter Group	1	1,00,445	-	-	1,00,445	0.12%	1,00,445		1,00,445	0.12%	-	0.12%	91,875.00	91.47%	-	-	1,00,445			
	Sumukh Trading & Consultancy Services LLP	Promoter Group	1	13,15,783	-	-	13,15,783	1.63%	13,15,783		13,15,783	1.63%	-	1.63%	-	-	-	-	44,970			
	Suhrida Trading & Consultancy Services LLP	Promoter Group	1	3,81,250	-	-	-	0.00%	-		-	0.00%	-	0.00%	-	-	-	-	-			
	<b>Sub Total (A)(1)</b>		<b>39</b>	<b>5,37,27,148</b>	-	-	<b>5,33,12,198</b>	<b>55.01%</b>	<b>5,33,12,198</b>	-	<b>5,33,12,198</b>	<b>55.01%</b>	-	<b>55.01%</b>	<b>66,21,250</b>	<b>12.42%</b>	<b>5,63,460</b>	<b>1.06%</b>	<b>1,11,60,918</b>			
<b>A2</b>	<b>Foreign</b>																					
(a)	Individuals (Non-Resident Individuals/Foreign Individuals)		-	-	-	-	-	-	-		-	-	-	-	-	-	-	-	-			
(b)	Government		-	-	-	-	-	-	-		-	-	-	-	-	-	-	-	-			
(c)	Institutions		-	-	-	-	-	-	-		-	-	-	-	-	-	-	-	-			
(d)	Foreign Portfolio Investor		-	-	-	-	-	-	-		-	-	-	-	-	-	-	-	-			
(e)	Any Other (specify)		-	-	-	-	-	-	-		-	-	-	-	-	-	-	-	-			
(e)(i)	Lapada (Mauritius) Limited		1	28,80,000	-	-	28,80,000	-	28,80,000		28,80,000	3.57%	-	3.57%	-	-	-	-	-			
	<b>Sub Total (A)(2)</b>		<b>1</b>	<b>28,80,000</b>	-	-	<b>28,80,000</b>	<b>3.57%</b>	<b>28,80,000</b>	-	<b>28,80,000</b>	<b>3.57%</b>	-	<b>3.57%</b>	-	-	-	-	-			
	<b>Total Shareholding of Promoter and Promoter Group (A)=(A)(1)+(A)(2)</b>		<b>40</b>	<b>5,66,07,148</b>	-	-	<b>5,61,92,198</b>	<b>58.58%</b>	<b>5,61,92,198</b>	-	<b>5,61,92,198</b>	<b>58.58%</b>	-	<b>58.58%</b>	<b>66,21,250</b>	<b>11.78%</b>	<b>5,63,460</b>	<b>1.00%</b>	<b>1,11,60,918</b>			



Post Scheme Shareholding pattern filed under Reg. 31(1)(a)/Reg. 31(1)(b)/Reg. 31(1)(c)  
Name of Listed Entity : ROYAL CUSHION VINYL PRODUCTS LIMITED  
Script Code and name : BSE - 526193

Details of Shares which remain unclaimed may be given hear along with details such as number of shareholders, outstanding shares held in demat/unclaimed suspense account, voting rights which are frozen etc.

No. of shareholders	No of Shares held
Nil	





Post Scheme Shareholding pattern filed under Reg. 31(1)(a)/Reg. 31(1)(b)/Reg. 31(1)(c)  
Table III - Statement showing Shareholding Pattern of the Public shareholder  
Name of Listed Entity : ROYAL CUSHION VINYL PRODUCTS LIMITED

0

	Category and Name of the shareholders (I)	No. of shareh olders (III)	No. of fully paid up equity shares held (IV)	Partly paid-equity shares held (V)	Nos. of underlying Depository Receipts (VI)	Total Nos. shares held (VII) = IV+V+VI)	Shareholding % calculate as per SCRR 1957 As a % of (A+B+C2) (VIII)	Number of voting Rights held in each class of securities (IX)				Total Shareholding as a % assuming full conversion of convertible securities(as a percentage of diluted share capital) (XI)	Number of Locked in shares (XII)		Number of shares pledged or otherwise encumbered (XIII)		Number of equity shares held in dematerializ ed form (XIV)
								Class X	Class Y	Total	Total as a % of Total voting rights		No. (a)	As a % of total shares held (b)	No. (a) (Not applicable)	As a % of total shares held (b) (Not Applicable)	
<b>B1</b>	<b>Institutions (Domestic)</b>																
(a)	Mutual Funds/UTI	3	5,100	-	-	5,100	0.01%	5,100	-	5,100	0.01%	0.01%					
(b)	Venture Capital Funds					-	-	-		-							
(c)	Alternate Investment Funds					-	-	-		-							
(d)	Aurum Sme Trust I	1	17,50,000	-	-	17,50,000	2.17%	17,50,000		17,50,000	2.17%	2.17%					17,50,000
(f)	Banks	4	3,05,130			3,05,130	0.38%	3,05,130		3,05,130							3,03,600
(g)	Insurance Companies					-	-	-		-							
(h)	Provident Funds / Pension Funds					-	-	-		-							
(i)	Asset Reconstruction Companies					-	-	-		-							
(j)	Sovereign Wealth Funds					-	-	-		-							
(k)	NBFCs registered with RBI					-	-	-		-							
(l)	Other Financial Institutions	1	200			200	0.00%	200		200	0.00%	0.00%					
(m)	Any Other (specify)					-	-	-		-							
	<b>Sub Total B (1)</b>	<b>9</b>	<b>20,60,430</b>			<b>20,60,430</b>	<b>2.56%</b>	<b>20,60,430</b>		<b>20,60,430</b>	<b>2.56%</b>	<b>2.56%</b>					<b>20,53,600</b>
<b>B2</b>	<b>Institutions (Foreign)</b>																
(a)	Foreign Direct Investment	-				-	-	-		-							
(b)	Foreign Venture Capital Investors	-	-	-	-	-	-	-		-			-	-	-	-	-
(c)	Sovereign Wealth Funds	-				-	-	-		-							
(d)	Foreign Portfolio Investors Category I	1	4,518	-	-	4,518	0.01%	4,518	-	4,518	0.01%	0.01%	-	-	-	-	4,518
(e)	Foreign Portfolio Investors Category II			-		-	-	-		-							-
(f)	Overseas Depositories (holding DRs)(balancing figure)			-		-	-	-		-			-	-	-	-	-
(g)	Any Other (specify)			-		-	-	-		-			-	-	-	-	-
	<b>Sub Total (B)(2)</b>	<b>1</b>	<b>4,518</b>			<b>4,518</b>	<b>0.01%</b>	<b>4,518</b>		<b>4,518</b>	<b>0.01%</b>	<b>0.01%</b>					<b>4,518</b>
<b>B3</b>	<b>Central Government/State Government(s)/ President of India</b>																
(a)	Central Government / President of India	-	-	-	-	-	-	-		-			-	-	-	-	-
(b)	State Government / Governor	-	-	-	-	-	-	-		-			-	-	-	-	-
(c)	Shareholding by Companies or Bodies Corporate where Central / State Government is a promoter	-	-	-	-	-	-	-		-			-	-	-	-	-
	<b>Sub Total (B)(3)</b>																
<b>B4</b>	<b>Non-institutions</b>																
(a)	Associate Companies/Subsidiaries	-	-	-	-	-	-	-		-			-	-	-	-	-
(b)	Directors and their relatives (excluding independent directors and nominee directors)	-	-	-	-	-	-	-		-			-	-	-	-	-
(c)	Key Managerial Personnel	3	3,310	-	-	3,310	0.00%	3,310	-	3,310	0.00%	0.00%	-	-	-	-	3,310
(d)	Relatives of promoters (other than 'immediate relatives' of promoters disclosed under 'Promoter and Promoter Group' category)	-		-		-	-	-		-			-	-	-	-	-
(e)	Trusts where any person belonging to 'Promoter and Promoter Group' category is 'trustee', 'beneficiary', or 'author of the trust'	-		-		-	-	-		-			-	-	-	-	-
(f)	Investor Education NA Page 69 of 230 and Protection Fund (IEPF)												-	-	-	-	-
(g)	Individuals - shareholders holding nominal share capital up to Rs 2 Lakh	4,508	28,87,205	-	-	28,87,205	3.58%	28,87,205		28,87,205		3.58%	-	-	-	-	26,11,875

*[Signature]*  
Page 131 of 840



(h)	Individual shareholders holding nominal share capital in excess of Rs. 2 Lakh	80	1,43,40,324	-	-	1,43,40,324	17.78%	1,43,40,324	1,43,40,324	17.78%	17.78%	-	-	-	-	1,37,42,219
	Sushma Agarwal	1	5,00,000	-	-	5,00,000	0.62%	5,00,000	5,00,000	0.62%	0.62%					5,00,000
	Krishnachandra Ramkaran Toshniwal	1	4,10,000			4,10,000	0.51%	4,10,000	4,10,000	0.51%	0.51%					4,10,000
	Hemant Panpalia	1	9,80,000			9,80,000	1.22%	9,80,000	9,80,000	1.22%	1.22%					9,80,000
	Dhiren V Shah	1	7,00,000			7,00,000	0.87%	7,00,000	7,00,000	0.87%	0.87%					7,00,000
	Danesh Vinodchandra Shah	1	5,05,000			5,05,000	0.63%	5,05,000	5,05,000	0.63%	0.63%					5,05,000
	Ajoy Kirtilal Mehta	1	15,00,000			15,00,000	1.86%	15,00,000	15,00,000	1.86%	1.86%					15,00,000
	Ajay Krishnakant Parikh	1	10,00,000			10,00,000	1.24%	10,00,000	10,00,000	1.24%	1.24%					10,00,000
	Moneshi Sahil Shah	1	5,98,105			5,98,105		5,98,105	5,98,105							
						-		-	-							
(i)	Non Resident Indians (NRIs)	28	21,23,646	-	-	21,23,646	2.63%	21,23,646	21,23,646	2.63%	2.63%	-	-	-	-	21,22,696
	Ranjani Gopaleswamy	1	10,00,000			10,00,000	1.24%	10,00,000	10,00,000	1.24%	1.24%					10,00,000
(j)	Foreign Nationals	1	134	-	-	134	0.00%	134	134	0.00%	0.00%	-	-	-	-	134
(k)	Foreign Companies	-	-	-	-	-		-	-			-	-	-	-	-
(l)	Bodies Corporate	41	7,56,891	-	-	7,56,891	0.94%	7,56,891	7,56,891	0.94%	0.94%	-	-	-	-	7,37,671
(m)	Any Other (specify)	103	18,57,226	-	-	18,57,226	2.30%	18,57,226	4,05,731	0.50%	0.50%	-	-	-	-	3,61,931
(i)	Employee Trusts			-	-	-		-	-			-	-	-	-	-
(ii)	Overseas Corporate Bodies	1	43,800	-	-	43,800	0.05%	43,800	43,800	0.05%	0.05%	-	-	-	-	-
(iii)	HUF	94	3,19,344	-	-	3,19,344	0.40%	3,19,344	3,19,344	0.40%	0.40%	-	-	-	-	3,19,344
(iv)	Clearing Member	1	750	-	-	750	0.00%	750	750	0.00%	0.00%	-	-	-	-	750
(v)	LLP	6	41,837	-	-	41,837	0.05%	41,837	41,837	0.05%	0.05%	-	-	-	-	41,837
(vi)	Others(More than 1% of			-	-	-		-	-		0.00%	-	-	-	-	-
	Moneybee Securities Private Limited	1	14,51,495													
	Sub Total (B)(d)	4,764	2,19,68,736	-	-	2,19,68,736	27.24%	2,19,68,736	2,19,68,736	25.44%	25.44%	-	-	-	-	1,95,79,736
	Total Public Shareholding	4,774	2,40,33,684	-	-	2,40,33,684	29.80%	2,40,33,684	2,40,33,684	28.00%	28.00%	-	-	-	-	2,16,37,854
	(B)=(B)(1)+(B)(2)+(B)(3)+(B)(4)															

*Handwritten signature*



Post Scheme Shareholding pattern filed under Reg. 31(1)(a)/Reg. 31(1)(b)/Reg. 31(1)(c)  
Name of Listed Entity :ROYAL CUSHION VINYL PRODUCTS LIMITED  
Script Code and name : BSE - 526193

Name of shareholder	Name of PAC	No. of shareholders	Holding %
Nil			



Post Scheme Shareholding pattern filed under Reg. 31(1)(a)/Reg. 31(1)(b)/Reg. 31(1)(c)

Name of Listed Entity : ROYAL CUSHION VINYL PRODUCTS LIMITED

Script Code and name : BSE - 526193

Details of Shares which remain unclaimed may be given hear along with details such as number of shareholders, outstanding shares held in demat/unclaimed suspense account, voting rights which are frozen etc.

No. of shareholders	No of Shares held



Post Scheme Shareholding pattern filed under Reg. 31(1)(a)/Reg. 31(1)(b)/Reg. 31(1)(c)  
Table IV - Statement showing Shareholding Pattern of the Non Promoter - Non Public shareholder  
Name of Listed Entity : ROYAL CUSHION VINYL PRODUCTS LIMITED  
Face Value: INR 10.00

	Category and Name of the shareholders (I)	PAN (II)	No. of shareh olders (III)	No. of fully paid up equity shares held (IV)	Partly paid-up equity shares held (V)	Nos. of shares underlying Depository Receipts (VI)	Total Nos. shares held (VII = IV+V+VI)	Shareholding % calculate as per SCRR 1957 As a % of (A+B+C2) (VIII)	Number of voting Rights held in each class of securities (IX)				No of shares underlying outstanding convertible Securities (including warrants) (X)	Total Shareholding as a % assuming full conversion of convertible securities(as a percentage of diluted share capital) (XI)	Number of Locked in shares (XII)		Number of shares pledged or otherwise encumbered (XIII)		Number of equity shares held in dematerializ ed form (XIV)
									No of voting Rights			Total as a % of Total voting rights			No. (a)	As a % of total shares held (b)	No. (a) (Not Applicable)	As a % of total shares held (b) (Not Applicable)	
									Class X	Class Y	Total								
(1)	Custodian/ DR Holder		-	-	-	-	-	-	-	-	-	-	-	-	-	-	-	-	
(2)	Employee Benefit Trust (under SEBI (Share Based Employee Benefit) Regulations, 2014)		-	-	-	-	-	-	-	-	-	-	-	-	-	-	-	-	
	Total Non-Promoter-Non Public Shareholding (C) = (C)(1)+(C)(2)		-	-	-	-	-	-	-	-	-	-	-	-	-	-	-	-	

*[Handwritten signature]*



Post Scheme Shareholding pattern filed under Reg. 31(1)(a)/Reg. 31(1)(b)/Reg. 31(1)(c)  
Table V - Statement showing Foreign Ownership Limited  
Name of Listed Entity : ROYAL CUSHION VINYL PRODUCTS LIMITED  
Face Value: INR 10.00

Particulars	Approved Limits (%)	Limits Utilised (%)
As on shareholding date	100	0.05
As on the end of previous 1st quarter	100	0.05
As on the end of previous 2nd quarter	100	0.29
As on the end of previous 3rd quarter	100	0.29
As on the end of previous 4th quarter	100	0.29



## ANNEXURE 6G

- 1 Name of Listed Entity : ROYAL CUSHION VINYL PRODUCTS LIMITED
- 2 Script Code and name : BSE - 526193
- 3 Pre Scheme Shareholding pattern filed under Reg. 31(1)(a)/Reg. 31(1)(b)/Reg. 31(1)(c)
  - a. If under 31(1)(b) then indicate the report for Quarter ending
  - b. If under 31(1)(c) then indicate date of allotment/extinguishment

Pre-Scheme Shareholding pattern of Transferee Company ("ROYAL CUSHION VINYL PRODUCTS LIMITED as on 31st December 2024 (with PAN)

Without considering the impending Scheme of Arrangement in the nature of merger amalgamation of Royal Spinwell and Developers Private Limited ("RSDPL") with Royal Cushion Vinyl Products Limited and their respective shareholders and creditors under Sections 230 to 232 of the Companies Act, 2013, which is pending for final approval with the Hon'ble National Company Law Tribunal, Mumbai Bench ("RSDPL-RCVPL Scheme")]

Sr. No.	Particular	Yes/No	Promoter and Promoter Group	Public shareholde	Non Promoter-
1	Whether the Listed Entity has issued any partly paid up shares?	No	No	No	No
2	Whether the Listed Entity has issued any Convertible Securities ?	No	No	No	No
3	Whether the Listed Entity has issued any Warrants ?	No	No	No	No
4	Whether the Listed Entity has any shares against which depository receipts are issued?	No	No	No	No
5	Whether the Listed Entity has any shares in locked-in?	Yes	Yes	No	No
6	Whether any shares held by promoters are pledge or otherwise encum	Yes	Yes		
7	Whether company has equity shares with differential voting rights?	No	No	No	No
8	Whether the listed entity has any significant beneficial owner?	No			

*[Handwritten Signature]*



Pre Scheme Shareholding pattern filed under Reg. 31(1)(a)/Reg. 31(1)(b)/Reg. 31(1)(c)

Table I - Summary Statement holding of specified securities

Name of Listed Entity : ROYAL CUSHION VINYL PRODUCTS LIMITED

Face Value: INR 10.00

Category (I)	Category of shareholder (II)	Nos. of share holders (III)	No. of fully paid up equity shares held (IV)	No. of partly paid-up equity shares held (V)	Nos. of shares underlying Depository Receipts (VI)	Total Nos. shares held (VII = IV+V+VI)	Shareholding as a % of total no. of shares (Calculated as per SCRR, 1957) (VIII) As a % of (A+B+C2)	Number of voting Rights held in each class of securities (IX)			No of shares underlying outstanding convertible Securities (including warrants) (X)	Shareholding as a % assuming full conversion of convertible securities(as a % of diluted share capital) (XI) =(VII)+(X) as a % of A+B+C2	Number of Locked in shares (XII)		Number of shares pledged or otherwise encumbered (XIII)		Number of equity shares held in dematerialized form (XIV)	
								No of voting Rights					Total as a % of (A+B+ C)	No. (a)	As a % of total shares held (b)	No. (a)		As a % of total shares held (b)
								Class X	Class Y	Total								
(A)	Promoter and Promoter Group	27	1,87,21,538	-	-	1,87,21,538	45.99%	1,87,21,538	-	1,87,21,538	45.99%	-	45.99%	66,21,250	-	5,63,460	-	1,11,60,918
(B)	Public	4,772	2,19,84,084	-	-	2,19,84,084	54.01%	2,19,84,084	-	2,19,84,084	54.01%	-	54.01%	-	-	-	-	2,16,37,854
(C)	Non Promoter - Non Public	-	-	-	-	-	-	-	-	-	-	-	-	-	-	-	-	-
(C1)	Shares underlying DRs	-	-	-	-	-	-	-	-	-	-	-	-	-	-	-	-	-
(C2)	Shares held by Employee Trusts	-	-	-	-	-	-	-	-	-	-	-	-	-	-	-	-	-
	Total	4,799	4,07,05,622	-	-	4,07,05,622	100%	4,07,05,622	-	4,07,05,622	100%	-	100%	66,21,250	-	5,63,460	-	3,27,98,772

Note: The above does not include the proposed issuance of equity shares on a preferential basis, as approved by the Board in its meeting held on 26th March, 2025, which is subject to shareholders' approval.

*[Handwritten signature]*





Pre Scheme Shareholding pattern filed under Reg. 31(1)(a)/Reg. 31(1)(b)/Reg. 31(1)(c)  
Table II - Statement showing Shareholding Pattern of the Promoter and Promoter Group  
Name of Listed Entity : ROYAL CUSHION VINYL PRODUCTS LIMITED  
Face Value: INR 10.00

	Category and Name of the shareholders (I)	Entity type Promoter or Promoter group (Promoter group would exclude promoters) (II)	PAN (II)	No. of share holders (III)	No. of fully paid up equity shares held (IV)	Partly paid-up equity shares held (V)	Nos. of shares underlying Depository Receipts (VI)	Total Nos. shares held (VII) = (IV)+(V)+(VI)	Shareholding % calculate as per SCRR 1957 As a % of (A+B+C2) (VIII)	Number of voting Rights held in each class of securities (IX)			No of shares underlying outstanding convertible Securities (including warrants) (X)	Shareholding as a % assuming full conversion of convertible securities as a percentage of diluted share capital (XI)=(VII)+(X) as a % of A+B+C2	Number of Locked in shares (XII)		Number of shares pledged or otherwise encumbered (XIII)		Number of equity shares held in dematerialized form (XIV)		
										No of voting Rights					Total as a % of Total voting rights	No. (a)	As a % of total shares held (b)	No. (a)		As a % of total shares held (b)	
										Class X	Class Y	Total									
<b>A1</b>	<b>Indian</b>																				
(a)	Individuals/Hindu Undivided Family			16	91,19,538	-	-	79,27,944	19.47%	79,27,944		79,27,944	19.47%	-	19.47%	46,00,000	58.02%	-	-	50,02,378	
	Maheesh Kantilal Shah	Promoter	AIWPS1737L	1	35,93,894	-	-	35,93,894	8.83%	35,93,894		35,93,894	8.83%	-	8.83%	31,25,000	86.95%	-	-	31,83,000	
	Vinod Kantilal Shah	Promoter	AAGPS4899H	1	14,56,403	-	-	14,56,403	3.58%	14,56,403		14,56,403	3.58%	-	3.58%	10,00,000	68.66%	-	-	10,41,400	
	Arvind Vastilal Motasha	Promoter	AABPM7935R	1	4,91,903	-	-	4,91,903	1.21%	4,91,903		4,91,903	1.21%	-	1.21%	4,75,000	96.56%	-	-	4,91,903	
	Meena Vinod Shah	Promoter	ABIPS9160L	1	74,000	-	-	74,000	0.18%	74,000		74,000	0.18%	-	0.18%	-	-	-	-	74,000	
	Bhavana Mukesh Motasha	Promoter Group	AAOPM2488E	1	40,822	-	-	40,822	0.10%	40,822		40,822	0.10%	-	0.10%	-	-	-	-	40,822	
	Anuradha Jayesh Jhaveri	Promoter Group	AHVPJ3233E	1	28,000	-	-	28,000	0.07%	28,000		28,000	0.07%	-	0.07%	-	-	-	-	28,000	
	Hansa Arvind Motasha	Promoter	AFAMP1132L	1	27,600	-	-	27,600	0.07%	27,600		27,600	0.07%	-	0.07%	-	-	-	-	27,600	
	Deepak Amrutlal Motasha	Promoter	AACPM6040Q	1	4,37,895	-	-	4,37,895	1.08%	4,37,895		4,37,895	1.08%	-	1.08%	-	-	-	-	27,001	
	Jayesh Amrutlal Motasha	Promoter	AADPM6897Q	1	4,41,803	-	-	4,41,803	1.09%	4,41,803		4,41,803	1.09%	-	1.09%	-	-	-	-	26,800	
	Mukesh Amrutlal Motasha	Promoter	AACPM3116H	1	4,36,595	-	-	4,36,595	1.07%	4,36,595		4,36,595	1.07%	-	1.07%	-	-	-	-	25,701	
	Varun Jayesh Motasha	Promoter Group	AADPM5651F	1	2,66,336	-	-	2,66,336	0.65%	2,66,336		2,66,336	0.65%	-	0.65%	-	-	-	-	19,800	
	Suvrat Mahesh Shah	Promoter Group	AADPS0343K	1	6,29,942	-	-	6,29,942	1.55%	6,29,942		6,29,942	1.55%	-	1.55%	-	-	-	-	13,600	
	Dipti Jayesh Motasha	Promoter Group	AAOPM2490C	1	1,051	-	-	1,051	0.00%	1,051		1,051	0.00%	-	0.00%	-	-	-	-	1,051	
	Anuradha Arvind Motasha	Promoter Group	AHVPJ3233E	1	1,000	-	-	1,000	0.00%	1,000		1,000	0.00%	-	0.00%	-	-	-	-	1,000	
	Jayashree Mahesh Shah	Promoter	ABEPS9578E	1	400	-	-	400	0.00%	400		400	0.00%	-	0.00%	-	-	-	-	400	
	Shweta Rishi Matta	Promoter Group	AHWPM7777P	1	300	-	-	300	0.00%	300		300	0.00%	-	0.00%	-	-	-	-	300	
	Rohini Mahesh Shah	Promoter Group	AFOPM8537M	-	-	-	-	-	-	-		-	-	-	-	-	-	-	-	-	
	Sushilben K Shah	Promoter Group	ABDPS8373G	-	-	-	-	-	-	-		-	-	-	-	-	-	-	-	-	
	Jay Shah	Promoter Group	AAHPS7174G	1	6,16,342	-	-	6,16,342	1.51%	6,16,342		6,16,342	1.51%	-	1.51%	-	-	-	-	-	
	Vivek Deepak Motasha	Promoter Group	AADPM5447N	1	2,87,626	-	-	2,87,626	0.71%	2,87,626		2,87,626	0.71%	-	0.71%	-	-	-	-	-	
	Rahul Mukesh Motasha	Promoter Group	AADPM5497N	1	2,87,626	-	-	2,87,626	0.71%	2,87,626		2,87,626	0.71%	-	0.71%	-	-	-	-	-	
(b)	Central Government/State Government(s)			-	-	-	-	-	-	-		-	-	-	-	-	-	-	-	-	
(c)	Financial Institutions / Banks			-	-	-	-	-	-	-		-	-	-	-	-	-	-	-	-	
(d)	Any Other (specify)			-	-	-	-	-	-	-		-	-	-	-	-	-	-	-	-	
(d)(i)	Bodies Corporate			10	67,22,000	-	-	67,22,000	16.51%	67,22,000		67,22,000	16.51%	-	16.51%	20,21,250.00	30.07%	5,63,460	8.38%	61,58,540	
	Bhaktavatsala Trading & Consultancy Services LLP	Promoter Group		1	10,35,210	-	-	10,35,210	2.54%	10,35,210	-	10,35,210	2.54%	-	2.54%	-	-	3,89,460	37.62%	6,45,750	
	Trilokatra Trading & Consultancy Services LLP	Promoter Group		1	10,35,210	-	-	10,35,210	2.54%	10,35,210	-	10,35,210	2.54%	-	2.54%	-	-	50,000	4.83%	9,85,210	
	Shreesha Trading & Consultancy Services LLP	Promoter Group		1	10,00,000	-	-	10,00,000	2.46%	10,00,000	-	10,00,000	2.46%	-	2.46%	10,00,000	100.00%	-	-	10,00,000	
	Trilokesh Trading & Consultancy Services LLP	Promoter Group		1	7,33,190	-	-	7,33,190	1.80%	7,33,190	-	7,33,190	1.80%	-	1.80%	6,87,500	93.77%	-	-	7,33,190	
	Sahishnu Trading & Consultancy Services LLP	Promoter Group		1	7,09,340	-	-	7,09,340	1.74%	7,09,340	-	7,09,340	1.74%	-	1.74%	-	-	41,339	5.83%	6,68,001	
	Sugosh Trading & Consultancy Services LLP	Promoter Group		1	7,09,310	-	-	7,09,310	1.74%	7,09,310	-	7,09,310	1.74%	-	1.74%	-	-	41,263	5.82%	6,68,047	
	Shreedaha Trading & Consultancy Services LLP	Promoter Group		1	7,09,300	-	-	7,09,300	1.74%	7,09,300	-	7,09,300	1.74%	-	1.74%	-	-	41,398	5.84%	6,67,902	
	Lokswami Trading & Consultancy Services LLP	Promoter Group		1	6,45,025	-	-	6,45,025	1.58%	6,45,025	-	6,45,025	1.58%	-	1.58%	2,41,875.00	37.50%	-	-	6,45,025	
	Vishvamurti Trading & Consultancy Services LLP	Promoter Group		1	1,00,445	-	-	1,00,445	0.25%	1,00,445	-	1,00,445	0.25%	-	0.25%	91,875.00	91.47%	-	-	1,00,445	
	Sumukh Trading & Consultancy Services LLP	Promoter Group		1	44,970	-	-	44,970	0.11%	44,970	-	44,970	0.11%	-	0.11%	-	-	-	-	44,970	
	Suhrua Trading & Consultancy Services LLP	Promoter Group		1	-	-	-	-	0.00%	-	-	-	0.00%	-	0.00%	-	-	-	-	-	
	<b>Sub Total (A)(1)</b>			<b>26</b>	<b>1,58,41,538</b>	<b>-</b>	<b>-</b>	<b>1,46,49,944</b>	<b>35.99%</b>	<b>1,46,49,944</b>		<b>1,46,49,944</b>	<b>35.99%</b>	<b>-</b>	<b>35.99%</b>	<b>66,21,250</b>	<b>45.20%</b>	<b>5,63,460</b>	<b>3.85%</b>	<b>1,11,60,918</b>	
<b>A2</b>	<b>Foreign</b>																				
(a)	Individuals (Non-Resident Individuals/Foreign Individuals)			-	-	-	-	-	-	-		-	-	-	-	-	-	-	-	-	
(b)	Government			-	-	-	-	-	-	-		-	-	-	-	-	-	-	-	-	
(c)	Institutions			-	-	-	-	-	-	-		-	-	-	-	-	-	-	-	-	
(d)	Foreign Portfolio Investor			-	-	-	-	-	-	-		-	-	-	-	-	-	-	-	-	
(e)	Any Other (specify)			-	-	-	-	-	-	-		-	-	-	-	-	-	-	-	-	
(e)(i)	Lapada (Mauritius) Limited			1	28,80,000.00	-	-	28,80,000.00	7.08%	28,80,000.00	-	28,80,000.00	7.08%	-	7.08%	-	-	-	-	-	-
	<b>Sub Total (A)(2)</b>			<b>1</b>	<b>28,80,000.00</b>	<b>-</b>	<b>-</b>	<b>28,80,000.00</b>	<b>7.08%</b>	<b>28,80,000.00</b>	<b>-</b>	<b>28,80,000.00</b>	<b>7.08%</b>	<b>-</b>	<b>7.08%</b>	<b>-</b>	<b>-</b>	<b>-</b>	<b>-</b>	<b>-</b>	<b>-</b>
	<b>Total Shareholding of Promoter and Promoter Group (A)=(A1)+(A2)</b>			<b>27</b>	<b>1,87,21,538</b>	<b>-</b>	<b>-</b>	<b>1,87,21,538</b>	<b>43.06%</b>	<b>1,87,21,538</b>	<b>-</b>	<b>1,87,21,538</b>	<b>43.06%</b>	<b>-</b>	<b>43.06%</b>	<b>66,21,250</b>	<b>37.77%</b>	<b>5,63,460</b>	<b>3.21%</b>	<b>1,11,60,918</b>	



Pre Scheme Shareholding pattern filed under Reg. 31(1)(a)/Reg. 31(1)(b)/Reg. 31(1)(c)  
Name of Listed Entity : ROYAL CUSHION VINYL PRODUCTS LIMITED  
Script Code and name : BSE - 526193

Details of Shares which remain unclaimed may be given hear along with details such as number of shareholders, outstanding shares held in demat/unclaimed suspense account, voting rights which are frozen etc.

No. of shareholders	No of Shares held
Nil	



Pre Scheme Shareholding pattern filed under Reg. 31(1)(a)/Reg. 31(1)(b)/Reg. 31(1)(c)  
Table III - Statement showing Shareholding Pattern of the Public shareholder  
Name of Listed Entity : ROYAL CUSHION VINYL PRODUCTS LIMITED

0

	Category and Name of the shareholders (I)	PAN (II)	No. of shareh olders (III)	No. of fully paid up equity shares held (IV)	Total Nos. shares held (VII = IV+V+VI)	Shareholding % calculate as per SCRR 1957 As a % of (A+B+C2) (VIII)	Number of voting Rights held in each class of securities (IX)				Total Shareholding as a % assuming full conversion of convertible securities(as a percentaee of diluted share capitall) (XI)	Number of Locked in shares (XII)		Number of shares pledged or otherwise encumbered (XIII)		Number of equity shares held in dematerializ ed form (XIV)
							Class X	Class Y	Total	Total as a % of Total voting riehts		No. (a)	As a % of total shares held (b)	No. (a) (Not aaplicable)	As a % of total shares held (b) (Not Applicable)	
<b>B1</b>	<b>Institutions (Domestic)</b>															
(a)	Mutual Funds/UTI		3	5,100	5,100	0.01%	5,100	-	5,100	0.01%	0.01%					
(b)	Venture Capital Funds				-		-		-							
(c)	Alternate Investment Funds															
	Aurum Sme Trust I		1	17,50,000	17,50,000	4.30%	17,50,000		17,50,000	4.30%	4.30%					17,50,000
(f)	Banks		4	3,05,130	3,05,130	0.75%	3,05,130		3,05,130							3,03,600
(g)	Insurance Companies															
(h)	Provident Funds / Pension Funds				-											
(i)	Asset Reconstruction Companies															
(j)	Sovereign Wealth Funds				-											
(k)	NBFCs reeistered with RBI															
(l)	Other Financial Institutions		1	200	200	0.00%	200		200	0.00%	0.00%					
(m)	Any Other (specify)															
	<b>Sub Total B (1)</b>		<b>9</b>	<b>20,60,430</b>	<b>20,60,430</b>	<b>5.06%</b>	<b>20,60,430</b>		<b>20,60,430</b>	<b>5.06%</b>	<b>5.06%</b>					<b>20,53,600</b>
<b>B2</b>	<b>Institutions (Foreign)</b>															
(a)	Foreign Direct Investment		-	-	-											
(b)	Foreign Venture Capital Investors		-	-	-		-	-	-			-	-	-	-	-
(c)	Sovereign Wealth Funds		-	-	-											
(d)	Foreign Portfolio Investors Category I		1	4,518	4,518	0.01%	4,518	-	4,518	0.01%	0.01%	-	-	-	-	4,518
(e)	Foreign Portfolio Investors Category II				-		-		-							-
(f)	Overseas Depositories (holding DRs)(balancing figure)				-		-	-	-			-	-	-	-	-
(g)	Any Other (specify)				-		-	-	-			-	-	-	-	-
	<b>Sub Total (B)(2)</b>		<b>1</b>	<b>4,518</b>	<b>4,518</b>	<b>0.01%</b>	<b>4,518</b>	-	<b>4,518</b>	<b>0.01%</b>	<b>0.01%</b>	-	-	-	-	<b>4,518</b>
<b>B3</b>	<b>Central Government/State Government(s)/ President of India</b>															
(a)	Central Government / President of India		-	-	-		-	-	-			-	-	-	-	-
(b)	State Government / Governor		-	-	-		-	-	-			-	-	-	-	-
(c)	Shareholding by Companies or Bodies Corporate where Central / State Government is a promoter		-	-	-		-	-	-			-	-	-	-	-
	<b>Sub Total (B)(3)</b>		-	-	-		-	-	-			-	-	-	-	-
<b>B4</b>	<b>Non-institutions</b>															
(a)	Associate Companies/Subsidiaries		-	-	-		-	-	-			-	-	-	-	-
(b)	Directors and their relatives (excluding independent directors and nominee directors)		-	-	-		-	-	-			-	-	-	-	-
(c)	Key Managerial Personnel		3	3,310	3,310	0.01%	3,310	-	3,310	0.01%	0.01%	-	-	-	-	3,310
(d)	Relatives of promoters (other than 'immediate relatives' of promoters disclosed under 'Promoter and Promoter Group' category)		-	-	-		-	-	-			-	-	-	-	-
(e)	Trusts where any person belonging to 'Promoter and Promoter Group' category is 'trustee', 'beneficiary', or 'author of the trust'		-	-	-		-	-	-			-	-	-	-	-
(f)	Investor Education NA Page 69 of 230 and Protection Fund (IEPF)									7.09%	7.09%	-	-	-	-	-
(g)	Individuals - shareholders holding nominal share capital up to Rs 2 Lakh		4,508	28,87,205	28,87,205	7.09%	28,87,205		28,87,205			-	-	-	-	26,11,875

*Handwritten signature*



(h)	Individual shareholders holding nominal share capital in excess of Rs. 2 Lakh	79	1,37,42,219	1,37,42,219	33.76%	1,37,42,219	1,37,42,219	33.76%	-	-	-	-	1,37,42,219
	Sushma Agarwal	1	5,00,000	5,00,000	1.23%	5,00,000	5,00,000	1.23%					5,00,000
	Krishnachandra Ramkaran Toshniwal	1	4,10,000	4,10,000	1.01%	4,10,000	4,10,000	1.01%					4,10,000
	Hemant Panpalia	1	9,80,000	9,80,000	2.41%	9,80,000	9,80,000	2.41%					9,80,000
	Dhiren V Shah	1	7,00,000	7,00,000	1.72%	7,00,000	7,00,000	1.72%					7,00,000
	Danesh Vinodchandra Shah	1	5,05,000	5,05,000	1.24%	5,05,000	5,05,000	1.24%					5,05,000
	Ajay Kirtilal Mehta	1	15,00,000	15,00,000	3.68%	15,00,000	15,00,000	3.68%					15,00,000
	Ajay Krishnakant Parikh	1	10,00,000	10,00,000	2.46%	10,00,000	10,00,000	2.46%					10,00,000
						-	-						
(i)	Non Resident Indians (NRIs)	28	21,23,646	21,23,646	5.22%	21,23,646	21,23,646	5.22%	-	-	-	-	21,22,596
	Ranjani Gopalaswamy	1	10,00,000	10,00,000	2.46%	10,00,000	10,00,000	2.46%					10,00,000
(j)	Foreign Nationals	1	134	134	0.00%	134	134	0.00%	-	-	-	-	134
(k)	Foreign Companies	-	-	-	-	-	-	-	-	-	-	-	-
(l)	Bodies Corporate	41	7,56,891	7,56,891	1.86%	7,56,891	7,56,891	1.86%	-	-	-	-	7,37,671
(m)	Any Other (specify)	102	4,05,731	4,05,731	1.00%	4,05,731	4,05,731	1.00%	-	-	-	-	3,61,931
(n)	Employee Trusts	-	-	-	-	-	-	-	-	-	-	-	-
(i)	Overseas Corporate Bodies	1	43,800	43,800	0.11%	43,800	43,800	0.11%	-	-	-	-	-
(iii)	HUF	94	3,19,344	3,19,344	0.78%	3,19,344	3,19,344	0.78%	-	-	-	-	3,19,344
(iv)	Clearing Member	1	750	750	0.00%	750	750	0.00%	-	-	-	-	750
(v)	LLP	6	41,837	41,837	0.10%	41,837	41,837	0.10%	-	-	-	-	41,837
(vi)	Others(More than 1% of	-	-	-	-	-	-	-	-	-	-	-	-
						-	-		-	-	-	-	
	Sub Total (B)(4)	4,762	1,99,19,136	1,99,19,136	48.93%	1,99,19,136	1,99,19,136	48.93%	-	-	-	-	1,95,79,736
	Total Public Shareholding	4,772	2,19,84,084	2,19,84,084	54.00%	2,19,84,084	2,19,84,084	54.00%	-	-	-	-	2,16,37,854
	(B)=(B)(1)+(B)(2)+(B)(3)+(B)(4)												



*Handwritten signature in blue ink.*

Pre Scheme Shareholding pattern filed under Reg. 31(1)(a)/Reg. 31(1)(b)/Reg. 31(1)(c)  
Name of Listed Entity :ROYAL CUSHION VINYL PRODUCTS LIMITED  
Script Code and name : BSE - 526193

Name of shareholder	Name of PAC	No. of shareholders	Holding %
Nil			



Pre Scheme Shareholding pattern filed under Reg. 31(1)(a)/Reg. 31(1)(b)/Reg. 31(1)(c)  
Name of Listed Entity : ROYAL CUSHION VINYL PRODUCTS LIMITED  
Script Code and name : BSE - 526193

Details of Shares which remain unclaimed may be given hear along with details such as number of shareholders, outstanding shares held in demat/unclaimed suspense account, voting rights which are frozen etc.

No. of shareholders	No of Shares held



Pre Scheme Shareholding pattern filed under Reg. 31(1)(a)/Reg. 31(1)(b)/Reg. 31(1)(c)  
Table IV - Statement showing Shareholding Pattern of the Non Promoter - Non Public shareholder  
Name of Listed Entity : ROYAL CUSHION VINYL PRODUCTS LIMITED  
Face Value: INR 10.00

	Category and Name of the shareholders (I)	PAN (II)	No. of shareh olders (III)	No. of fully paid up equity shares held (IV)	Partly paid-up equity shares held (V)	Nos. of shares underlying Depository Receipts (VI)	Nos. of shares held (VII = IV+V+VI)	Shareholding % calculate as per SCRR 1957 As a % of (A+B+C2) (VIII)	Number of voting Rights held in				Locked shares	No of shares underlying outstanding convertible Securities (including warrants) (X)	No. of shares held as a % of diluted share capital) (XI)	Number of		Number of shares		Number of equity shares held in dematerializ ed form (XIV)
									No of voting Rights			Total as a % of Total voting rights				(XII)		(XIII)		
									Class X	Class Y	Total					No. (a)	As a % of total shares held (b)	No. (a) (Not Applicable)	As a % of total shares held (b) (Not Applicable)	
(1)	Custodian/ DR Holder		-	-	-	-	-	-	-	-	-	-	-	-	-	-	-	-	-	
(2)	Employee Benefit Trust (under SEBI (Share Based Employee Benefit) Regulations, 2014)		-	-	-	-	-	-	-	-	-	-	-	-	-	-	-	-	-	
	Total Non-Promoter-Non Public Shareholding (C) = (C)(1)+(C)(2)		-	-	-	-	-	-	-	-	-	-	-	-	-	-	-	-	-	

*Handwritten signature*



Pre Scheme Shareholding pattern filed under Reg. 31(1)(a)/Reg. 31(1)(b)/Reg. 31(1)(c)  
Table V - Statement showing Foreign Ownership Limited  
Name of Listed Entity : ROYAL CUSHION VINYL PRODUCTS LIMITED  
Face Value: INR 10.00

Particulars	Approved Limits (%)	Limits Utilised (%)
As on shareholding date	100	0.05
As on the end of previous 1st quarter	100	0.05
As on the end of previous 2nd quarter	100	0.29
As on the end of previous 3rd quarter	100	0.29
As on the end of previous 4th quarter	100	0.29






# ANNEXURE 6H

- 1 Name of Entity : Natroyal Industries Private Limited
- 2 Script Code and name : NA
- 3 Pre Scheme Shareholding pattern filed under Reg. 31(1)(a)/Reg. 31(1)(b)/Reg. 31(1)(c)
  - a. If under 31(1)(b) then indicate the report for Quarter ending
  - b. If under 31(1)(c) then indicate date of allotment/extinguishment

Pre-Amlagamation Shareholding pattern of Transferor Company ("Natroyal Industries Private Limited as on 31st December 2024 (with PAN)

Sr. No.	Particular	Yes/No	Promoter and Promoter Group	Public shareholde	Non Promoter-
1	Whether the Listed Entity has issued any partly paid up shares?	No	No	No	No
2	Whether the Listed Entity has issued any Convertible Securities ?	No	No	No	No
3	Whether the Listed Entity has issued any Warrants ?	No	No	No	No
4	Whether the Listed Entity has any shares against which depository receipts are issued?	No	No	No	No
5	Whether the Listed Entity has any shares in locked-in?	No	No	No	No
6	Whether any shares held by promoters are pledge or otherwise encum	No	No		
7	Whether company has equity shares with differential voting rights?	No	No	No	No
8	Whether the listed entity has any significant beneficial owner?	No			

*[Handwritten signature]*



[After considering the impending Scheme of Arrangement in the nature of merger amalgamation of RoyalSpinwell and Developers Private Limited ("RSDPL") with Royal Cushion Vinyl Products Limited and their respective shareholders and creditors under Sections 230 to 232 of the Companies Act, 2013, which is pending for final approval with the Hon'ble National Company Law Tribunal, Mumbai Bench ("RSDPL-RCVPL Scheme")]

Pre Scheme Shareholding pattern filed under Reg. 31(1)(a)/Reg. 31(1)(b)/Reg. 31(1)(c)  
Table I - Summary Statement holding of specified securities  
Name of Entity : NaToyal Industries Private Limited  
Face Value: INR 100.00

Category (I)	Category of shareholder (II)	Nos. of share holders (III)	No. of fully paid up equity shares held (IV)	No. of partly paid-up equity shares held (V)	Nos. of shares underlying Depository Receipts (VI)	Total Nos. shares held (VII) = IV+V+VI)	Shareholding as a % of total no. of shares (Calculated as per SCRR, 1957) (VIII) As a % of (A+B+C2)	Number of voting Rights held in each class of securities (IX)			No of shares underlying outstanding convertible Securities (including warrants) (X)	Shareholding as a % assuming full conversion of convertible securities(as a % of diluted share capital) (XI) =(VII)+(X) as a % of A+B+C2	Number of Locked in shares (XII)		Number of shares pledged or otherwise encumbered (XIII)		Number of equity shares held in dematerialized form (XIV)
								No of voting Rights		Total as a % of (A+B+ C)			No. (a)	As a % of total shares held (b)	No. (a)	As a % of total shares held (b)	
								Class X	Class Y								
(A)	Promoter and Promoter Group	36	6,88,570	-	-	6,88,570	95.35%	6,88,570	-	6,88,570	95.35%	-	-	-	-	-	-
(B)	Public	2	33,600	-	-	33,600	4.65%	33,600	-	33,600	4.65%	-	-	-	-	-	-
(C)	Non Promoter - Non Public	-	-	-	-	-	-	-	-	-	-	-	-	-	-	-	-
(C1)	Shares underlying DRs	-	-	-	-	-	-	-	-	-	-	-	-	-	-	-	-
(C2)	Shares held by Employee Trusts	-	-	-	-	-	-	-	-	-	-	-	-	-	-	-	-
	Total	38	7,22,170	-	-	7,22,170	100%	7,22,170	-	7,22,170	100%	-	-	-	-	-	-

*Handwritten signature*



Pre Scheme Shareholding pattern filed under Reg. 31(1)(a)/Reg. 31(1)(b)/Reg. 31(1)(c)  
Table II - Statement showing Shareholding Pattern of the Promoter and Promoter Group  
Name of Entity : Natroyal Industries Private Limited  
Face Value: INR 100.00

	Category and Name of the shareholders (I)	PAN (II)	No. of share holders (III)	No. of fully paid up equity shares held (IV)	Partly paid-up equity shares held (V)	Nos. of shares underlying Depository Receipts (VI)	Total Nos. shares held (VII = IV+V+VI)	Shareholding % calculate as per SCRR 1957 As a % of (A+B+C2) (VIII)	Number of voting Rights held in each class of securities (IX)				No of shares underlying outstanding convertible Securities (including warrants) (X)	Shareholding as a % assuming full conversion of convertible securities as a percentage of diluted share capital) (XI)=(VII)+(X) as a % of A+B+C2	Number of Locked in shares (XII)		Number of shares pledged or otherwise encumbered (XIII)		Number of equity shares held in dematerialized form (XIV)
									No of voting Rights			Total as a % of Total voting rights			No. (a)	As a % of total shares held (b)	No. (a)	As a % of total shares held (b)	
									Class X	Class Y	Total								
<b>A1</b>	<b>Indian</b>																		
(a)	Individuals/Hindu Undivided Family		26	2,51,251			2,51,251		2,51,251		2,51,251								
	Vinod Shah	AAGPS4899H	1	18,692			18,692	2.59%	18,692	-	18,692	2.59%							
	Jayesh Motasha	AADPM6897Q	1	491			491	0.07%	491	-	491	0.07%							
	Maresh Shah	AIWPS1737L	1	12,042			12,042	1.67%	12,042	-	12,042	1.67%							
	Suvrat Shah	AADPS0343K	1	46,403			46,403	6.43%	46,403	-	46,403	6.43%							
	Jay Shah	AAHPS7174G	1	36,418			36,418	5.04%	36,418	-	36,418	5.04%							
	Vivek Motasha	AADPM5447N	1	58			58	0.01%	58	-	58	0.01%							
	Mukesh Motasha	AACPM3116H	1	341			341	0.05%	341	-	341	0.05%							
	Rahul Motasha	AADPM5497N	1	8,058			8,058	1.12%	8,058	-	8,058	1.12%							
	Varun Motasha	AADPM501F	1	58			58	0.01%	58	-	58	0.01%							
	Deepak Motasha	AACPM6040Q	1	341			341	0.05%	341	-	341	0.05%							
	Vinod Kantilal Shah HUF	AABHV0910K	1	32,242			32,242	4.46%	32,242	-	32,242	4.46%							
	Jayesh Amritlal Motasha HUF	AADPM6897Q	1	241			241	0.03%	241	-	241	0.03%							
	Arvind Motasha	AABPM7935R	1	300			300	0.04%	300	-	300	0.04%							
	Arvind Vadilal Motasha HUF	AAAH40825P	1	100			100	0.01%	100	-	100	0.01%							
	Maresh Kantilal Shah HUF	AAAHM2992R	1	20,241			20,241	2.80%	20,241	-	20,241	2.80%							
	Maresh Kantilal Shah	AIWPS1737L	1	26,701			26,701	3.70%	26,701	-	26,701	3.70%							
	Meena Vinod Shah	ABIPS9160L	1	25,084			25,084	3.47%	25,084	-	25,084	3.47%							
	Jhanvi Vinod Shah	ANRPS4025K	1	8,101			8,101	1.12%	8,101	-	8,101	1.12%							
	Dipti Jayesh Motasha	AAOPM2490C	1	291			291	0.04%	291	-	291	0.04%							
	Mukesh Amritlal Motasha HUF	AAAHM0992H	1	241			241	0.03%	241	-	241	0.03%							
	Bhavina Mukesh Motasha	AAOPM2488E	1	291			291	0.04%	291	-	291	0.04%							
	Deepak Amritlal Motasha HUF	AAAHM0702Q	1	241			241	0.03%	241	-	241	0.03%							
	Anjana Deepak Motasha	AQSPM5257D	1	291			291	0.04%	291	-	291	0.04%							
	Hansa Arvind Motasha	AFAPM1132L	1	100			100	0.01%	100	-	100	0.01%							
	Anirudha Arvind Motasha	AHVPJ3233E	1	100			100	0.01%	100	-	100	0.01%							
	Jayshree Mahesh Shah	ABEPS9578E	1	13,784			13,784	1.91%	13,784	-	13,784	1.91%							
(b)	Central Government/State Government(s)	-	-	-	-	-	-	-	-	-	-	0.00%	-	-	-	-	-	-	-
(c)	Financial Institutions / Banks	-	-	-	-	-	-	-	-	-	-	0.00%	-	-	-	-	-	-	-
(d)	Any Other (specify)	-	-	-	-	-	-	-	-	-	-	0.00%	-	-	-	-	-	-	-
	Bodies Corporate	-	10	4,37,319	-	-	4,37,319	-	4,37,319	-	4,37,319	60.56%	-	-	-	-	-	-	-
	Bhaktavatsala Trading & Consultancy Services LLP	AAOFB9775H	1	60,287			60,287	8.35%	60,287	-	60,287	8.35%							
	Triokalmata Trading & Consultancy Services LLP	AAKDT0999B	1	62,955			62,955	8.72%	62,955	-	62,955	8.72%							
	Shreesaha Trading & Consultancy Services LLP	ACUFS2469P	1	61,250			61,250	8.48%	61,250	-	61,250	8.48%							
	Tilokesh Trading & Consultancy Services LLP	AAKFT0994N	1	25,000			25,000	3.46%	25,000	-	25,000	3.46%							
	Sugrosh Trading & Consultancy Services LLP	ACUFS2455D	1	63,610			63,610	8.81%	63,610	-	63,610	8.81%							
	Shreedaha Trading & Consultancy Services LLP	ACUFS2470C	1	53,601			53,601	7.42%	53,601	-	53,601	7.42%							
	Sahishnu Trading & Consultancy Services LLP	ACUFS2468N	1	61,930			61,930	8.58%	61,930	-	61,930	8.58%							
	Sumukh Trading & Consultancy Services LLP	ACUFS2407B	1	20,833			20,833	2.88%	20,833	-	20,833	2.88%							
	Suhrudd Trading & Consultancy Services LLP	ACUFS3174P	1	6,250			6,250	0.87%	6,250	-	6,250	0.87%							
	Lokswami Trading & Consultancy Services LLP	AAFL7310P	1	21,603			21,603	2.99%	21,603	-	21,603	2.99%							
	Sub Total (A1)(1)		36	6,88,570	-	-	6,88,570	95.35%	6,88,570	-	6,88,570	155.90%	-	0%	-	-	-	-	21,603
<b>A2</b>	<b>Foreign</b>																		
(a)	Individuals (Non-Resident Individuals/Foreign Individuals)	-	-	-	-	-	-	-	-	-	-	-	-	-	-	-	-	-	-
(b)	Government	-	-	-	-	-	-	-	-	-	-	-	-	-	-	-	-	-	-
(c)	Institutions	-	-	-	-	-	-	-	-	-	-	-	-	-	-	-	-	-	-
(d)	Foreign Portfolio Investor	-	-	-	-	-	-	-	-	-	-	-	-	-	-	-	-	-	-
(e)	Any Other (specify)	-	-	-	-	-	-	-	-	-	-	-	-	-	-	-	-	-	-
(e)(i)	Bodies Corporate	-	-	-	-	-	-	-	-	-	-	-	-	-	-	-	-	-	-
	Sub Total (A2)(2)		-	-	-	-	-	-	-	-	-	-	-	-	-	-	-	-	-
	Total Shareholding of Promoter and Promoter Group (A1(A1)+(A2)(2))		-	6,88,570	-	-	6,88,570	95.35%	6,88,570	-	6,88,570	100%	-	0%	-	-	-	-	21,603



Pre Scheme Shareholding pattern filed under Reg. 31(1)(a)/Reg. 31(1)(b)/Reg. 31(1)(c)  
Name of Entity : Natroyal Industries Private Limited

Details of Shares which remain unclaimed may be given hear along with details such as number of shareholders, outstanding shares held in demat/unclaimed suspense account, voting rights which are frozen etc.	
No. of shareholders	No of Shares held
Nil	

*[Handwritten signature]*



Pre Scheme Shareholding pattern filed under Reg. 31(1)(a)/Reg. 31(1)(b)/Reg. 31(1)(c)

Table III - Statement showing Shareholding Pattern of the Public shareholder  
Name of Entity : Natroyal Industries Private Limited

Face Value: INR 100.00

	Category and Name of the shareholders (I)	PAN (II)	No. of shareh olders (III)	No. of fully paid up equity shares held (IV)	Partly paid-up equity shares held (V)	Nos. of shares underlying Depository Receipts (VI)	Total Nos. shares held (VII = IV+V+VI)	Shareholding % calculate as per SCRR 1957 As a % of (A+B+C2) (VIII)	Number of voting Rights held in each class of securities (IX)				No of shares underlying outstanding convertible Securities (including warrants) (X)	Total Shareholding as a % assuming full conversion of convertible securities(as a percentage of diluted share capitall (XI)	Number of Locked in shares (XII)		Number of shares pledged or otherwise encumbered (XIII)		Number of equity shares held in dematerializ ed form (XIV)	Sub-categorization of shares(XV)		
									No of voting Rights			Total as a % of Total voting rights			No. (a)	As a % of total shares held (b)	No. (a) (Not applicable)	As a % of total shares held (b) (Not Applicable)		Shareholding (No of shares) under		
									Class X	Class Y	Total									Sub-category (i)	Sub-category (ii)	Sub-category (iii)
B1	Institutions (Domestic)																					
(a)	Mutual Funds/UTI		-	-	-	-	-	-	-	-	-	-	-	-	-	-	-	-	-	-	-	-
(b)	Venture Capital Funds		-	-	-	-	-	-	-	-	-	-	-	-	-	-	-	-	-	-	-	-
(c)	Alternate Investment Funds		-	-	-	-	-	-	-	-	-	-	-	-	-	-	-	-	-	-	-	-
(d)	Banks		-	-	-	-	-	-	-	-	-	-	-	-	-	-	-	-	-	-	-	-
(e)	Insurance Companies		-	-	-	-	-	-	-	-	-	-	-	-	-	-	-	-	-	-	-	-
(f)	Provident Funds / Pension Funds		-	-	-	-	-	-	-	-	-	-	-	-	-	-	-	-	-	-	-	-
(g)	Asset Reconstruction Companies		-	-	-	-	-	-	-	-	-	-	-	-	-	-	-	-	-	-	-	-
(h)	Sovereign Wealth Funds		-	-	-	-	-	-	-	-	-	-	-	-	-	-	-	-	-	-	-	-
(i)	NBFCs registered with RBI		-	-	-	-	-	-	-	-	-	-	-	-	-	-	-	-	-	-	-	-
(j)	Other Financial Institutions		-	-	-	-	-	-	-	-	-	-	-	-	-	-	-	-	-	-	-	-
(k)	Any Other (specify)		-	-	-	-	-	-	-	-	-	-	-	-	-	-	-	-	-	-	-	-
(m)	Sub Total B (1)		-	-	-	-	-	-	-	-	-	-	-	-	-	-	-	-	-	-	-	-
B2	Institutions (Foreign)																					
(a)	Foreign Direct Investment		-	-	-	-	-	-	-	-	-	-	-	-	-	-	-	-	-	-	-	-
(b)	Foreign Venture Capital Investors		-	-	-	-	-	-	-	-	-	-	-	-	-	-	-	-	-	-	-	-
(c)	Sovereign Wealth Funds		-	-	-	-	-	-	-	-	-	-	-	-	-	-	-	-	-	-	-	-
(d)	Foreign Portfolio Investors Category I		-	-	-	-	-	-	-	-	-	-	-	-	-	-	-	-	-	-	-	-
(e)	Foreign Portfolio Investors Category II		-	-	-	-	-	-	-	-	-	-	-	-	-	-	-	-	-	-	-	-
(f)	Overseas Depositories (holding DRs)(balancing figure)		-	-	-	-	-	-	-	-	-	-	-	-	-	-	-	-	-	-	-	-
(g)	Any Other (specify)		-	-	-	-	-	-	-	-	-	-	-	-	-	-	-	-	-	-	-	-
	Sub Total (B)2		-	-	-	-	-	-	-	-	-	-	-	-	-	-	-	-	-	-	-	-
B3	Central Government/State Government(s)/ President of India																					
(a)	Central Government / President of India		-	-	-	-	-	-	-	-	-	-	-	-	-	-	-	-	-	-	-	-
(b)	State Government / Governor		-	-	-	-	-	-	-	-	-	-	-	-	-	-	-	-	-	-	-	-
(c)	Shareholding by Companies or Bodies Corporate where Central / State Government is a promoter		-	-	-	-	-	-	-	-	-	-	-	-	-	-	-	-	-	-	-	-
	Sub Total (B)3		-	-	-	-	-	-	-	-	-	-	-	-	-	-	-	-	-	-	-	-
B4	Non-institutions																					
(a)	Associate Companies/Subsidiaries		-	-	-	-	-	-	-	-	-	-	-	-	-	-	-	-	-	-	-	-
(b)	Directors and their relatives (excluding independent directors and nominee directors)		-	-	-	-	-	-	-	-	-	-	-	-	-	-	-	-	-	-	-	-
(c)	Key Managerial Personnel		-	-	-	-	-	-	-	-	-	-	-	-	-	-	-	-	-	-	-	-
(d)	Relatives of promoters (other than 'immediate relatives' of promoters disclosed under "Promoter and Promoter Group" category)		-	-	-	-	-	-	-	-	-	-	-	-	-	-	-	-	-	-	-	-
(e)	Trusts where any person belonging to 'Promoter and Promoter Group' category is 'trustee', 'beneficiary', or 'author of the trust'		-	-	-	-	-	-	-	-	-	-	-	-	-	-	-	-	-	-	-	-
(f)	Investor Education NA Page 69 of 230 and Protection Fund (IEPF)		-	-	-	-	-	-	-	-	-	-	-	-	-	-	-	-	-	-	-	-
(g)	Individuals - shareholders holding nominal share capital up to Rs 2 Lakh		-	-	-	-	-	-	-	-	-	-	-	-	-	-	-	-	-	-	-	-

*[Handwritten Signature]*





Pre Scheme Shareholding pattern filed under Reg. 31(1)(a)/Reg. 31(1)(b)/Reg. 31(1)(c)  
Name of Entity : Natroyal Industries Private Limited

Name of shareholder	Name of PAC	No. of shareholders	Holding %
Nil			

*[Handwritten signature]*



Pre Scheme Shareholding pattern filed under Reg. 31(1)(a)/Reg. 31(1)(b)/Reg. 31(1)(c)  
Name of Listed Entity : Natroyal Industries Private Limited

Details of Shares which remain unclaimed may be given hear along with details such as number of shareholders, outstanding shares held in demat/unclaimed suspense account, voting rights which are frozen etc.	
No. of shareholders	No of Shares held

*[Handwritten signature]*





Pre Scheme Shareholding pattern filed under Reg. 31(1)(a)/Reg. 31(1)(b)/Reg. 31(1)(c)  
Table IV - Statement showing Shareholding Pattern of the Non Promoter - Non Public shareholder  
Name of Entity :Natroyal Industries Private Limited  
Face Value: INR 100.00

	Category and Name of the shareholders (I)	PAN (II)	No. of shareh olders (III)	No. of fully paid up equity shares held (IV)	Partly paid-up equity shares held (V)	Nos. of shares underlying Depository Receipts (VI)	Total Nos. shares held (VII = IV+V+VI)	Shareholding % calculate as per SCRR 1957 As a % of (A+B+C2) (VIII)	Number of voting Rights held in each class of securities (IX)				No of shares underlying outstanding convertible Securities (including warrants) (X)	Total Shareholding as a % assuming full conversion of convertible securities(as a percentage of diluted share capital) (XI)	Number of Locked in shares (XII)		Number of shares pledged or otherwise encumbered (XIII)		Number of equity shares held in dematerializ ed form (XIV)
									No of voting Rights			Total as a % of Total voting rights			No. (a)	As a % of total shares held (b)	No. (a) (Not Applicable)	As a % of total shares held (b) (Not Applicable)	
									Class X	Class Y	Total								
(1)	Custodian/ DR Holder		-	-	-	-	-	-	-	-	-	-	-	-	-	-	-	-	
(2)	Employee Benefit Trust (under SEBI (Share Based Employee Benefit) Regulations, 2014)		-	-	-	-	-	-	-	-	-	-	-	-	-	-	-	-	
	Total Non-Promoter-Non Public Shareholding (C) = (C)(1)+(C)(2)		-	-	-	-	-	-	-	-	-	-	-	-	-	-	-	-	

*[Handwritten signature]*



- 1 Name of Listed Entity : ROYAL CUSHION VINYL PRODUCTS LIMITED  
 2 Script Code and name : BSE - 526193  
 3 PostScheme Shareholding pattern filed under Reg. 31(1)(a)/Reg. 31(1)(b)/Reg. 31(1)(c)  
 a. If under 31(1)(b) then indicate the report for Quarter ending  
 b. If under 31(1)(c) then indicate date of allotment/extinguishment

Post- SchemeShareholding pattern of Transferee Company ("ROYAL CUSHION VINYL PRODUCTS LIMITED as on 31/12/2024 (with PAN)

[After considering the impending Scheme of Arrangement in the nature of merger amalgamation of RoyalSpinwell and Developers Private Limited ("RSDPL") with Royal Cushion Vinyl Products Limited and their respective shareholders and creditors under Sections 230 to 232 of the Companies Act, 2013, which is pending for final approval with the Hon'ble National Company Law Tribunal, Mumbai Bench ("RSDPL-RCVPL Scheme")]

Sr. No.	Particular	Yes/No	Promoter and Promoter Group	Public shareholde	Non Promoter-
1	Whether the Listed Entity has issued any partly paid up shares?	No	No	No	No
2	Whether the Listed Entity has issued any Convertible Securities ?	No	No	No	No
3	Whether the Listed Entity has issued any Warrants ?	No	No	No	No
4	Whether the Listed Entity has any shares against which depository receipts are issued?	No	No	No	No
5	Whether the Listed Entity has any shares in locked-in?	Yes	Yes	No	No
6	Whether any shares held by promoters are pledge or otherwise encum	Yes	Yes		
7	Whether company has equity shares with differential voting rights?	No	No	No	No
8	Whether the listed entity has any significant beneficial owner?	No			



Post Scheme Shareholding pattern filed under Reg. 31(1)(a)/Reg. 31(1)(b)/Reg. 31(1)(c)  
Table I - Summary Statement holding of specified securities  
Name of Listed Entity : ROYAL CUSHION VINYL PRODUCTS LIMITED  
Face Value: INR 10.00

Category (I)	Category of shareholder (II)	Nos. of share holders (III)	No. of fully paid up equity shares held (IV)	No. of partly paid-up equity shares held (V)	Nos. of shares underlying Depository Receipts (VI)	Total Nos. shares held (VII = IV+V+VI)	Shareholding as a % of total no. of shares (Calculated as per SCRR, 1957) (VIII) As a % of (A+B+C2)	Number of voting Rights held in each class of securities (IX)			No of shares underlying outstanding convertible Securities (including warrants) (X)	Shareholding as a % assuming full conversion of convertible securities(as a % of diluted share capital) (XI) =(VII)+(X) as a % of A+B+C2	Number of Locked in shares (XII)		Number of shares pledged or otherwise encumbered (XIII)		Number of equity shares held in dematerializ ed form (XIV)	
								No of voting Rights					Total as a % of (A+B+ C)	No. (a)	As a % of total shares held (b)	No. (a)		As a % of total shares held (b)
								Class X	Class Y	Total								
(A)	Promoter and Promoter Group	40	6,07,24,308	-	-	6,07,24,308	71.64%	6,07,24,308	-	6,07,24,308	71.64%	-	71.64%	66,21,250	-	-	-	1,11,60,918
(B)	Public	4,774	2,40,33,684	-	-	2,40,33,684	28.36%	2,40,33,684	-	2,40,33,684	28.36%	-	28.36%	-	-	-	-	2,16,37,854
(C)	Non Promoter - Non Public	-	-	-	-	-	-	-	-	-	-	-	-	-	-	-	-	-
(C1)	Shares underlying DRs	-	-	-	-	-	-	-	-	-	-	-	-	-	-	-	-	-
(C2)	Shares held by Employee Trusts	-	-	-	-	-	-	-	-	-	-	-	-	-	-	-	-	-
	Total	4,814	8,47,57,992	-	-	8,47,57,992	100%	8,47,57,992	-	8,47,57,992	100%	-	100%	66,21,250	-	5,63,460	-	2,16,37,854

Note: The above does not include the proposed issuance of equity shares on a preferential basis, as approved by the Board in its meeting held on 26th March, 2025, which is subject to shareholders' approval.

*Handwritten signature*



Post Scheme Shareholding pattern filed under Reg. 31(1)(a)/Reg. 31(1)(b)/Reg. 31(1)(c)  
**Table II - Statement showing Shareholding Pattern of the Promoter and Promoter Group**  
**Name of Listed Entity : ROYAL CUSHION VINYL PRODUCTS LIMITED**  
**Face Value: INR 10.00**

	Category and Name of the shareholders (I)	Entity type Promoter or Promoter group (Promoter group would exclude promoters) (II)	PAN (II)	No. of share holders (III)	No. of fully paid up equity shares held (IV)	Partly paid-up equity shares held (V)	Nos. of shares underlying Depository Receipts (VI)	Total Nos. shares held (VII = IV+V+VI)	Shareholding % calculate as per SCRR 1957 As a % of (A+B+C2) (VIII)	Number of voting Rights held in each class of securities (IX)				No of shares underlying outstanding convertible Securities (including warrants) (X)	Shareholding as a % assuming full conversion of convertible securities(as a percentage of diluted share capital) (XI)=(VII)+(X) as a % of A+B+C2	Number of Locked in shares (XII)		Number of shares pledged or otherwise encumbered (XIII)		Number of equity shares held in dematerialized form (XIV)
										No of voting Rights			Total as a % of Total voting rights			No. (a)	As a % of total shares held (b)	No. (a)	As a % of total shares held (b)	
										Class X	Class Y	Total								
A1	Indian																			
(a)	Individuals/Hindu Undivided Family			28	2,44,45,849	-	-	2,44,45,849	16.87%	2,44,45,849		2,44,45,849	16.87%	-	16.87%	46,00,000	18.82%	-	-	50,02,378
	Maheesh Kantilal Shah	Promoter	AIWPS1737L	1	43,28,456			43,28,456	5.11%	43,28,456		43,28,456	5.11%		5.11%	31,25,000	72.20%	-	-	31,83,000
	Vinod Kantilal Shah	Promoter	AAGPS4899H	1	25,96,615			25,96,615	3.06%	25,96,615		25,96,615	3.06%		3.06%	10,00,000	38.51%	-	-	10,41,400
	Arvind Vadtilal Motasha	Promoter	AABPM7935R	1	5,10,203			5,10,203	0.60%	5,10,203		5,10,203	0.60%		0.60%	4,75,000	93.10%	-	-	4,91,903
	Meena Vinod Shah	Promoter	ABIPS160L	1	16,04,124			16,04,124	1.89%	16,04,124		16,04,124	1.89%		1.89%	-	-	-	-	74,000
	Bhavana Mukesh Motasha	Promoter Group	AADPM2488E	1	58,573			58,573	0.07%	58,573		58,573	0.07%		0.07%	-	-	-	-	40,822
	Anuradha Jayesh Jhaveri	Promoter Group	AHVPJ3233E	1	34,100			34,100	0.04%	34,100		34,100	0.04%		0.04%	-	-	-	-	28,000
	Hansa Arvind Motasha	Promoter Group	AFAMP1132L	1	33,700			33,700	0.04%	33,700		33,700	0.04%		0.04%	-	-	-	-	27,600
	Deepak Amrutlal Motasha	Promoter	AACPM6040Q	1	4,58,696			4,58,696	0.54%	4,58,696		4,58,696	0.54%		0.54%	-	-	-	-	27,001
	Jayesh Amrutlal Motasha	Promoter	AADPM6897Q	1	4,71,754			4,71,754	0.56%	4,71,754		4,71,754	0.56%		0.56%	-	-	-	-	26,800
	Mukesh Amrutlal Motasha	Promoter	AACPM3116H	1	4,57,396			4,57,396	0.54%	4,57,396		4,57,396	0.54%		0.54%	-	-	-	-	25,701
	Varun Jayesh Motasha	Promoter Group	AADPM561H	1	2,69,874			2,69,874	0.32%	2,69,874		2,69,874	0.32%		0.32%	-	-	-	-	19,800
	Suvrat Mahesh Shah	Promoter Group	AADPS0343K	1	34,60,525			34,60,525	4.08%	34,60,525		34,60,525	4.08%		4.08%	-	-	-	-	13,800
	Dipti Jayesh Motasha	Promoter Group	AAOPM2490C	1	18,802			18,802	0.02%	18,802		18,802	0.02%		0.02%	-	-	-	-	1,051
	Anuradha Arvind Motasha	Promoter Group	AHVPJ3233E	1	1,000			1,000	0.00%	1,000		1,000	0.00%		0.00%	-	-	-	-	1,000
	Jayashree Mahesh Shah	Promoter	ABEPS9578E	1	8,41,224			8,41,224	0.99%	8,41,224		8,41,224	0.99%		0.99%	-	-	-	-	400
	Shweta Rishi Matta	Promoter Group	AHWPM7777P	1	300			300	0.00%	300		300	0.00%		0.00%	-	-	-	-	300
	Maheesh Kantilal Shah	Promoter	AIWPS1737L	1	16,28,761			16,28,761	1.92%	16,28,761		16,28,761	1.92%		1.92%	-	-	-	-	
	Jay Shah	Promoter Group	AAHPS1714G	1	28,37,840			28,37,840	3.35%	28,37,840		28,37,840	3.35%		3.35%	-	-	-	-	
	Vivek Motasha	Promoter Group	AADPM5447N	1	2,91,164			2,91,164	0.34%	2,91,164		2,91,164	0.34%		0.34%	-	-	-	-	
	Rahul Motasha	Promoter Group	AADPM5497N	1	7,79,164			7,79,164	0.92%	7,79,164		7,79,164	0.92%		0.92%	-	-	-	-	
	Jhanvi Vinod Shah	Promoter Group	ANRPS4025K	1	4,94,161			4,94,161	0.58%	4,94,161		4,94,161	0.58%		0.58%	-	-	-	-	
	Anjana Deepak Motasha	Promoter Group	AQSPM5267D	1	17,751			17,751	0.02%	17,751		17,751	0.02%		0.02%	-	-	-	-	
	Vinod Kantilal Shah HUF	Promoter Group	AABHV0910K	1	19,66,762			19,66,762	2.32%	19,66,762		19,66,762	2.32%		2.32%	-	-	-	-	
	Jayesh Amrutlal Motasha HUF	Promoter Group	AADPM6897Q	1	14,701			14,701	0.02%	14,701		14,701	0.02%		0.02%	-	-	-	-	
	Arvind Vadtilal Motasha HUF	Promoter Group	AAAHM0825P	1	6,100			6,100	0.01%	6,100		6,100	0.01%		0.01%	-	-	-	-	
	Maheesh Kantilal Shah HUF	Promoter Group	AAAHM2922R	1	12,34,701			12,34,701	1.46%	12,34,701		12,34,701	1.46%		1.46%	-	-	-	-	
	Mukesh Amrutlal Motasha HUF	Promoter Group	AAAHM0992H	1	14,701			14,701	0.02%	14,701		14,701	0.02%		0.02%	-	-	-	-	
	Deepak Amrutlal Motasha HUF	Promoter Group	AAAHM0702O	1	14,701			14,701	0.02%	14,701		14,701	0.02%		0.02%	-	-	-	-	
	Rohini Mahesh Shah	Promoter Group	AFOPM8537M	-	-			-	-	-		-	-		-	-	-	-	-	
	Sushilben K Shah	Promoter Group	ABDPS9373G	-	-			-	-	-		-	-		-	-	-	-	-	
(b)	Central Government/State Government(s)			-	-	-	-	-	-	-	-	-	-	-	-	-	-	-	-	-
(c)	Financial Institutions / Banks			-	-	-	-	-	-	-	-	-	-	-	-	-	-	-	-	-
(d)	Any Other (specify)			-	-	-	-	-	-	-	-	-	-	-	-	-	-	-	-	-
(d)(i)	Bodies Corporate			11	3,33,98,459	-	-	3,33,98,459	38.95%	3,33,98,459	-	3,33,98,459	39.40%	-	39.40%	20,21,250.00	6.05%	5,63,460	1.69%	61,58,540
	Bhaktavatsala Trading & Consultancy Services LLP	Promoter Group	AAOFB9775H	1	47,12,717			47,12,717	5.56%	47,12,717		47,12,717	5.56%		5.56%	-	-	-	-	6,45,750
	Trilokatma Trading & Consultancy Services LLP	Promoter Group	AAKDT0999B	1	48,75,465			48,75,465	5.75%	48,75,465		48,75,465	5.75%		5.75%	-	-	50,000	1.03%	9,85,210
	Shreesahaa Trading & Consultancy Services LLP	Promoter Group	ACUFS2469P	1	47,36,250			47,36,250	5.59%	47,36,250		47,36,250	5.59%		5.59%	10,00,000	21.11%	-	-	10,00,000
	Trilokesh Trading & Consultancy Services LLP	Promoter Group	AAKFT0994N	1	22,58,190			22,58,190	2.66%	22,58,190		22,58,190	2.66%		2.66%	6,87,500	30.44%	-	-	7,33,190
	Sahishnu Trading & Consultancy Services LLP	Promoter Group	ACUFS2468N	1	44,87,070			44,87,070	5.29%	44,87,070		44,87,070	5.29%		5.29%	-	-	41,339	0.92%	6,68,001
	Sughosh Trading & Consultancy Services LLP	Promoter Group	ACUFS2455D	1	45,89,520			45,89,520	5.41%	45,89,520		45,89,520	5.41%		5.41%	-	-	41,263	0.90%	6,68,047
	Shreedaha Trading & Consultancy Services LLP	Promoter Group	ACUFS2470C	1	39,78,961			39,78,961	4.69%	39,78,961		39,78,961	4.69%		4.69%	-	-	41,398	1.04%	6,67,902
	Lokswami Trading & Consultancy Services LLP	Promoter Group	AAFL7310P	1	19,62,808			19,62,808	2.32%	19,62,808		19,62,808	2.32%		2.32%	2,41,875.00	12.32%	-	-	6,45,025
	Vishvamurti Trading & Consultancy Services LLP	Promoter Group	AAMFV5916D	1	1,00,445			1,00,445	0.12%	1,00,445		1,00,445	0.12%		0.12%	91,875.00	91.47%	-	-	1,00,445
	Sumukh Trading & Consultancy Services LLP	Promoter Group	ACUFS2407B	1	13,15,783			13,15,783	1.55%	13,15,783		13,15,783	1.55%		1.55%	-	-	-	-	44,970
	Suhrida Trading & Consultancy Services LLP	Promoter Group	ACUFS3174P	1	3,81,250			3,81,250	0.45%	3,81,250		3,81,250	0.45%		0.45%	-	-	-	-	
	Sub Total (A1)			39	5,78,44,308	-	-	5,78,44,308	55.83%	5,78,44,308	-	5,78,44,308	56.28%	-	56.28%	66,21,250	11.45%	5,63,460	0.97%	1,11,60,918
A2	Foreign																			
(a)	Individuals (Non-Resident Individuals/Foreign Individuals)			-	-	-	-	-	-	-	-	-	-	-	-	-	-	-	-	-
(b)	Government			-	-	-	-	-	-	-	-	-	-	-	-	-	-	-	-	-
(c)	Institutions			-	-	-	-	-	-	-	-	-	-	-	-	-	-	-	-	-
(d)	Foreign Portfolio Investor			-	-	-	-	-	-	-	-	-	-	-	-	-	-	-	-	-
(e)	Any Other (specify)			-	-	-	-	-	-	-	-	-	-	-	-	-	-	-	-	-
(e)(i)	Lacoste (Mauritius) Limited			1	28,80,000.00	-	-	28,80,000.00	-	28,80,000.00	-	28,80,000.00	3.40%	-	3.40%	-	-	-	-	-
	Sub Total (A2)			1	28,80,000.00	-	-	28,80,000.00	3.40%	28,80,000.00	-	28,80,000.00	0.03	-	3.40%	-	-	-	-	-
	Total Shareholding of Promoter and Promoter Group (A)=(A1)+(A2)			40	6,07,24,308	-	-	6,07,24,308	59.23%	6,07,24,308	-	6,07,24,308	59.68%	-	59.68%	66,21,250	10.90%	5,63,460	0.93%	1,11,60,918



Post Scheme Shareholding pattern filed under Reg. 31(1)(a)/Reg. 31(1)(b)/Reg. 31(1)(c)  
Name of Listed Entity : ROYAL CUSHION VINYL PRODUCTS LIMITED  
Script Code and name : BSE - 526193

Details of Shares which remain unclaimed may be given hear along with details such as number of shareholders, outstanding shares held in demat/unclaimed suspense account, voting rights which are frozen etc.

No. of shareholders	No of Shares held
Nil	



Post Scheme Shareholding pattern filed under Reg. 31(1)(a)/Reg. 31(1)(b)/Reg. 31(1)(c)  
Table III - Statement showing Shareholding Pattern of the Public shareholder  
Name of Listed Entity : ROYAL CUSHION VINYL PRODUCTS LIMITED

0

	Category and Name of the shareholders (I)	No. of shareh olders (III)	No. of fully paid up equity shares held (IV)	Partly paid-up equity shares held (V)	Nos. of shares underlying Depository Receipts (VI)	Total Nos. shares held (VII = IV+V+VI)	Shareholding % calculate as per SCRR 1957 As a % of (A+B+C2) (VIII)	Number of voting Rights held in each class of securities (IX)				Total Shareholding as a % assuming full conversion of convertible securities(as a percentage of diluted share capital) (XI)	Number of Locked in shares (XII)		Number of shares pledged or otherwise encumbered (XIII)		Number of equity shares held in dematerializ ed form (XIV)
								No of voting Rights			Total as a % of Total voting rihts		No. (a)	As a % of total shares held (b)	No. (a) (Not applicable)	As a % of total shares held (b) (Not Applicable)	
								Class X	Class Y	Total							
B1	Institutions (Domestic)																
(a)	Mutual Funds/UTI	3	5,100	-	-	5,100	0.01%	5,100	-	5,100	0.01%	0.01%					
(b)	Venture Capital Funds					-		-		-							
(c)	Alternate Investment Funds					-		-		-							
	Aurum Sme Trust I	1	17,50,000	-	-	17,50,000	2.06%	17,50,000		17,50,000	2.06%	2.06%					17,50,000
(f)	Banks	4	3,05,130			3,05,130	0.36%	3,05,130		3,05,130							3,03,600
(g)	Insurance Companies					-		-		-							
(h)	Provident Funds / Pension Funds					-		-		-							
(i)	Asset Reconstruction Companies					-		-		-							
(j)	Sovereign Wealth Funds					-		-		-							
(k)	NBFCs registered with RBI					-		-		-							
(l)	Other Financial Institutions	1	200			200	0.00%	200		200	0.00%	0.00%					
(m)	Any Other (specify)					-		-		-							
	Sub Total B (1)	9	20,60,430			20,60,430	2.43%	20,60,430		20,60,430	2.43%	2.43%					20,53,600
B2	Institutions (Foreign)					-		-		-							
(a)	Foreign Direct Investment	-				-		-		-							
(b)	Foreign Venture Capital Investors	-	-	-	-	-		-	-	-		-	-	-	-	-	-
(c)	Sovereign Wealth Funds	-				-		-		-							
(d)	Foreign Portfolio Investors Category I	1	4,518	-	-	4,518	0.01%	4,518	-	4,518	0.01%	0.01%	-	-	-	-	4,518
(e)	Foreign Portfolio Investors Category II					-		-		-							-
(f)	Overseas Depositories (holding DRs)(balancing figure)					-		-		-			-	-	-	-	-
(g)	Any Other (specify)					-		-		-			-	-	-	-	-
	Sub Total (B)(2)	1	4,518	-	-	4,518	0.01%	4,518	-	4,518	0.01%	0.01%	-	-	-	-	4,518
B3	Central Government/State Government(s)/ President of India																
(a)	Central Government / President of India	-	-	-	-	-		-	-	-		-	-	-	-	-	-
(b)	State Government / Governor	-	-	-	-	-		-	-	-		-	-	-	-	-	-
(c)	Shareholding by Companies or Bodies Corporate where Central / State Government is a promoter	-	-	-	-	-		-	-	-		-	-	-	-	-	-
	Sub Total (B)(3)	-	-	-	-	-		-	-	-		-	-	-	-	-	-
B4	Non-institutions																
(a)	Associate Companies/Subsidiaries	-	-	-	-	-		-	-	-		-	-	-	-	-	-
(b)	Directors and their relatives (excluding independent directors and nominee directors)	-	-	-	-	-		-	-	-		-	-	-	-	-	-
(c)	Key Managerial Personnel	3	3,310	-	-	3,310	0.00%	3,310	-	3,310	0.00%	0.00%	-	-	-	-	3,310
(d)	Relatives of promoters (other than 'immediate relatives' of promoters disclosed under 'Promoter and Promoter Group' category)	-	-	-	-	-		-	-	-		-	-	-	-	-	-
(e)	Trusts where any person belonging to 'Promoter and Promoter Group' category is 'trustee', 'beneficiary', or 'author of the trust'	-	-	-	-	-		-	-	-		-	-	-	-	-	-
(f)	Investor Education NA Page 69 of 230 and Protection Fund (IEPF)												-	-	-	-	-
(g)	Individuals - shareholders holding nominal share capital up to Rs 2 Lakh	4,508	28,87,205	-	-	28,87,205	3.41%	28,87,205		28,87,205		3.41%	-	-	-	-	26,11,875

*Handwritten signature*



(h)	Individual shareholders holding nominal share capital in excess of Rs. 2 Lakh	80	1,43,40,324	-	-	1,43,40,324	16.92%	1,43,40,324	1,43,40,324	16.92%	16.92%	-	-	-	-	1,37,42,219
	Sushma Agarwal	1	5,00,000	-	-	5,00,000	0.59%	5,00,000	5,00,000	0.59%	0.59%					5,00,000
	Krishnachandra Ramkaran Toshniwal	1	4,10,000			4,10,000	0.48%	4,10,000	4,10,000	0.48%	0.48%					4,10,000
	Hemant Panpalia	1	9,80,000			9,80,000	1.16%	9,80,000	9,80,000	1.16%	1.16%					9,80,000
	Dhiren V Shah	1	7,00,000			7,00,000	0.83%	7,00,000	7,00,000	0.83%	0.83%					7,00,000
	Danesh Vinodchandra Shah	1	5,05,000			5,05,000	0.60%	5,05,000	5,05,000	0.60%	0.60%					5,05,000
	Ajay Kirtilal Mehta	1	15,00,000			15,00,000	1.77%	15,00,000	15,00,000	1.77%	1.77%					15,00,000
	Ajay Krishnakant Parikh	1	10,00,000			10,00,000	1.18%	10,00,000	10,00,000	1.18%	1.18%					10,00,000
	Moneshi Sahil Shah	1	5,98,105			5,98,105		5,98,105	5,98,105							
						-		-	-							
(i)	Non Resident Indians (NRIs)	28	21,23,646	-	-	21,23,646	2.51%	21,23,646	21,23,646	2.51%	2.51%	-	-	-	-	21,22,596
	Ranjani Gopalaswamy	1	10,00,000			10,00,000	1.18%	10,00,000	10,00,000	1.18%	1.18%					10,00,000
(j)	Foreign Nationals	1	134	-	-	134	0.00%	134	-	0.00%	0.00%	-	-	-	-	134
(k)	Foreign Companies	-	-	-	-	-		-	-			-	-	-	-	-
(l)	Bodies Corporate	41	7,56,891	-	-	7,56,891	0.89%	7,56,891	-	0.89%	0.89%	-	-	-	-	7,37,671
(m)	Any Other (specify)	103	18,57,226	-	-	18,57,226	2.19%	18,57,226	-	0.48%	0.48%	-	-	-	-	3,61,931
	Moneybee Securities Private Limited	1	14,51,495													
(n)	Employee Trusts			-	-			-	-			-	-	-	-	-
(o)	Overseas Corporate Bodies	1	43,800	-	-	43,800	0.05%	43,800	-	0.05%	0.05%	-	-	-	-	-
(p)	HUF	94	3,19,344	-	-	3,19,344	0.38%	3,19,344	-	0.38%	0.38%	-	-	-	-	3,19,344
(q)	Clearing Member	1	750	-	-	750	0.00%	750	-	0.00%	0.00%	-	-	-	-	750
(r)	LLP	6	41,837	-	-	41,837	0.05%	41,837	-	0.05%	0.05%	-	-	-	-	41,837
(s)	Others(More than 1% of			-	-	-		-	-		0.00%	-	-	-	-	-
												-	-	-	-	-
	Sub Total (B)(4)	4,764	2,19,68,736	-	-	2,19,68,736	25.92%	2,19,68,736	-	24.20%	24.20%	-	-	-	-	1,95,79,736
	Total Public Shareholding	4,774	2,40,33,684	-	-	2,40,33,684	28.35%	2,40,33,684	-	26.64%	26.64%	-	-	-	-	2,16,37,854
	(B)=(B)(1)+(B)(2)+(B)(3)+(B)(4)															

*Ar. K. K. K.*



Post Scheme Shareholding pattern filed under Reg. 31(1)(a)/Reg. 31(1)(b)/Reg. 31(1)(c)  
Name of Listed Entity :ROYAL CUSHION VINYL PRODUCTS LIMITED  
Script Code and name : BSE - 526193

Name of shareholder	Name of PAC	No. of shareholders	Holding %
Nil			





Post Scheme Shareholding pattern filed under Reg. 31(1)(a)/Reg. 31(1)(b)/Reg. 31(1)(c)  
Name of Listed Entity : ROYAL CUSHION VINYL PRODUCTS LIMITED  
Script Code and name : BSE - 526193

Details of Shares which remain unclaimed may be given hear along with details such as number of shareholders, outstanding shares held in demat/unclaimed suspense account, voting rights which are frozen etc.	
No. of shareholders	No of Shares held

*[Handwritten signature]*



Post Scheme Shareholding pattern filed under Reg. 31(1)(a)/Reg. 31(1)(b)/Reg. 31(1)(c)  
Table IV - Statement showing Shareholding Pattern of the Non Promoter - Non Public shareholder  
Name of Listed Entity : ROYAL CUSHION VINYL PRODUCTS LIMITED  
Face Value: INR 10.00

	Category and Name of the shareholders (I)	PAN (II)	No. of shareh olders (III)	No. of fully paid up equity shares held (IV)	Partly paid-up equity shares held (V)	Nos. of shares underlying Depository Receipts (VI)	Total Nos. shares held (VII = IV+V+VI)	Shareholding % calculate as per SCRR 1957 As a % of (A+B+C2) (VIII)	Number of voting Rights held in each class of securities (IX)				No of shares underlying outstanding convertible Securities (including warrants) (X)	Total Shareholding as a % assuming full conversion of convertible securities(as a percentage of diluted share capital) (XI)	Number of Locked in shares (XII)		Number of shares pledged or otherwise encumbered (XIII)		Number of equity shares held in dematerializ ed form (XIV)
									No of voting Rights			Total as a % of Total voting rights			No. (a)	As a % of total shares held (b)	No. (a) (Not Applicable)	As a % of total shares held (b) (Not Applicable)	
									Class X	Class Y	Total								
(1)	Custodian/ DR Holder		-	-	-	-	-	-	-	-	-	-	-	-	-	-	-	-	-
(2)	Employee Benefit Trust (under SEBI (Share Based Employee Benefit) Regulations, 2014)		-	-	-	-	-	-	-	-	-	-	-	-	-	-	-	-	-
	Total Non-Promoter-Non Public Shareholding (C) = (C)(1)+(C)(2)		-	-	-	-	-	-	-	-	-	-	-	-	-	-	-	-	-

*Handwritten signature*



Post Scheme Shareholding pattern filed under Reg. 31(1)(a)/Reg. 31(1)(b)/Reg. 31(1)(c)

Table V - Statement showing Foreign Ownership Limited

Name of Listed Entity : ROYAL CUSHION VINYL PRODUCTS LIMITED

Face Value: INR 10.00

Particulars	Approved Limits (%)	Limits Utilised (%)
As on shareholding date	100	0.05
As on the end of previous 1st quarter	100	0.05
As on the end of previous 2nd quarter	100	0.29
As on the end of previous 3rd quarter	100	0.29
As on the end of previous 4th quarter	100	0.29



## ANNEXURE 6J

- 1 Name of Listed Entity : ROYAL CUSHION VINYL PRODUCTS LIMITED
- 2 Script Code and name : BSE - 526193
- 3 Pre Scheme Shareholding pattern filed under Reg. 31(1)(a)/Reg. 31(1)(b)/Reg. 31(1)(c)
  - a. If under 31(1)(b) then indicate the report for Quarter ending
  - b. If under 31(1)(c) then indicate date of allotment/extinguishment

Pre-Scheme Shareholding pattern of Transferee Company ("ROYAL CUSHION VINYL PRODUCTS LIMITED as on 31st December 2024 (with PAN)

Without considering the impending Scheme of Arrangement in the nature of merger amalgamation of Royal Spinwell and Developers Private Limited ("RSDPL") with Royal Cushion Vinyl Products Limited and their respective shareholders and creditors under Sections 230 to 232 of the Companies Act, 2013, which is pending for final approval with the Hon'ble National Company Law Tribunal, Mumbai Bench ("RSDPL-RCVPL Scheme")]

Sr. No.	Particular	Yes/No	Promoter and Promoter Group	Public shareholde	Non Promoter-
1	Whether the Listed Entity has issued any partly paid up shares?	No	No	No	No
2	Whether the Listed Entity has issued any Convertible Securities ?	No	No	No	No
3	Whether the Listed Entity has issued any Warrants ?	No	No	No	No
4	Whether the Listed Entity has any shares against which depository receipts are issued?	No	No	No	No
5	Whether the Listed Entity has any shares in locked-in?	Yes	Yes	No	No
6	Whether any shares held by promoters are pledge or otherwise encum	Yes	Yes		
7	Whether company has equity shares with differential voting rights?	No	No	No	No
8	Whether the listed entity has any significant beneficial owner?	No			



each class of securities  
(IX)

Locked in  
shares

pledged or otherwise  
encumbered

Pre Scheme Shareholding pattern filed under Reg. 31(1)(a)/Reg. 31(1)(b)/Reg. 31(1)(c)

Table I - Summary Statement holding of specified securities

Name of Listed Entity : ROYAL CUSHION VINYL PRODUCTS LIMITED

Face Value: INR 10.00

Category (I)	Category of shareholder (II)	Nos. of share holders (III)	No. of fully paid up equity shares held (IV)	No. of partly paid-up equity shares held (V)	Nos. of shares underlying Depository Receipts (VI)	Total Nos. shares held (VII = IV+V+VI)	Shareholding as a % of total no. of shares (Calculated as per SCRR, 1957) (VIII) As a % of (A+B+C2)	Number of voting Rights held in			No of shares underlying outstanding convertible Securities (including warrants) (X)	Shareholding as a % assuming full conversion of convertible securities(as a % of diluted share capital) (XI) =(VII)+(X) as a % of A+B+C2	Number of		Number of shares		Number of equity shares held in dematerialized form (XIV)	
								No of voting Rights					Total as a % of (A+B+ C)	(XII)		(XIII)		
								Class X	Class Y	Total				No. (a)	As a % of total shares held (b)	No. (a)		As a % of total shares held (b)
(A)	Promoter and Promoter Group	27	1,87,21,538	-	-	1,87,21,538	45.99%	1,87,21,538	-	1,87,21,538	45.99%	-	45.99%	66,21,250	-	5,63,460	-	1,11,60,918
(B)	Public	4,772	2,19,84,084	-	-	2,19,84,084	54.01%	2,19,84,084	-	2,19,84,084	54.01%	-	54.01%	-	-	-	-	2,16,37,854
(C)	Non Promoter - Non Public	-	-	-	-	-	-	-	-	-	-	-	-	-	-	-	-	-
(C1)	Shares underlying DRs	-	-	-	-	-	-	-	-	-	-	-	-	-	-	-	-	-
(C2)	Shares held by Employee Trusts	-	-	-	-	-	-	-	-	-	-	-	-	-	-	-	-	-
	Total	4,799	4,07,05,622	-	-	4,07,05,622	100%	4,07,05,622	-	4,07,05,622	100%	-	100%	66,21,250	-	5,63,460	-	3,27,98,772

Note: The above does not include the proposed issuance of equity shares on a preferential basis, as approved by the Board in its meeting held on 26<sup>th</sup> March, 2025, which is subject to shareholders' approval.



Pre Scheme Shareholding pattern filed under Reg. 31(1)(a)/Reg. 31(1)(b)/Reg. 31(1)(c)  
Table II - Statement showing Shareholding Pattern of the Promoter and Promoter Group  
Name of Listed Entity : ROYAL CUSHION VINYL PRODUCTS LIMITED  
Face Value: INR 10.00

	Category and Name of the shareholders (I)	Entity type Promoter or Promoter group (Promoter group would exclude promoters) (II)	No. of shareh olders (III)	No. of fully paid up equity shares held (IV)	Partly paid-up equity shares held (V)	Nos. of shares underlying Depository Receipts (VI)	Total Nos. shares held (VII = IV+V+VI)	Shareholding % calculate as per SCRR 1957 As a % of (A+B+C2) (VIII)	Number of voting Rights held in each class of securities (IX)				No of shares underlying outstanding convertible Securities (including warrants) (X)	Shareholding as a % assuming full conversion of convertible securities(as a percentage of diluted share capital) (XI)=(VII)+(X) as a % of A+B+C2	Number of Locked in shares (XII)		Number of shares pledged or otherwise encumbered (XIII)		Number of equity shares held in dematerialized form (XIV)
									No of voting Rights			Total as a % of Total voting rights			No. (a)	As a % of total shares held (b)	No. (a)	As a % of total shares held (b)	
									Class X	Class Y	Total								
A1	Indian																		
(a)	Individuals/Hindu Undivided Family		16	91,19,538	-	-	79,27,944	19.47%	79,27,944		79,27,944	19.47%	-	19.47%	46,00,000	58.02%	-	-	50,02,378
	Maresh Kantilal Shah	Promoter	1	35,93,894			35,93,894	8.83%	35,93,894	8.83%	35,93,894	8.83%		8.83%	31,25,000	86.95%	-	-	31,83,000
	Vinod Kantilal Shah	Promoter	1	14,56,403			14,56,403	3.58%	14,56,403	3.58%	14,56,403	3.58%		3.58%	10,00,000	68.66%	-	-	10,41,400
	Arvind Vadlal Motasha	Promoter	1	4,91,903			4,91,903	1.21%	4,91,903	1.21%	4,91,903	1.21%		1.21%	4,75,000	96.56%	-	-	4,91,903
	Meena Vinod Shah	Promoter	1	74,000			74,000	0.18%	74,000	0.18%	74,000	0.18%		0.18%	-	-	-	-	74,000
	Bhavana Mukesh Motasha	Promoter Group	1	40,822			40,822	0.10%	40,822	0.10%	40,822	0.10%		0.10%	-	-	-	-	40,822
	Anuradha Jayesh Jhaveri	Promoter Group	1	28,000			28,000	0.07%	28,000	0.07%	28,000	0.07%		0.07%	-	-	-	-	28,000
	Hansa Arvind Motasha	Promoter	1	27,600			27,600	0.07%	27,600	0.07%	27,600	0.07%		0.07%	-	-	-	-	27,600
	Deepak Amrutlal Motasha	Promoter	1	4,37,895			4,37,895	1.08%	4,37,895	1.08%	4,37,895	1.08%		1.08%	-	-	-	-	27,001
	Jayesh Amrutlal Motasha	Promoter	1	4,41,803			4,41,803	1.09%	4,41,803	1.09%	4,41,803	1.09%		1.09%	-	-	-	-	26,800
	Mukesh Amrutlal Motasha	Promoter	1	4,36,595			4,36,595	1.07%	4,36,595	1.07%	4,36,595	1.07%		1.07%	-	-	-	-	25,701
	Varun Jayesh Motasha	Promoter Group	1	2,66,336			2,66,336	0.65%	2,66,336	0.65%	2,66,336	0.65%		0.65%	-	-	-	-	19,800
	Suvrat Mahesh Shah	Promoter Group	1	6,29,942			6,29,942	1.55%	6,29,942	1.55%	6,29,942	1.55%		1.55%	-	-	-	-	13,600
	Dipti Jayesh Motasha	Promoter Group	1	1,051			1,051	0.00%	1,051	0.00%	1,051	0.00%		0.00%	-	-	-	-	1,051
	Anuradha Arvind Motasha	Promoter Group	1	1,000			1,000	0.00%	1,000	0.00%	1,000	0.00%		0.00%	-	-	-	-	1,000
	Jaydree Mahesh Shah	Promoter	1	400			400	0.00%	400	0.00%	400	0.00%		0.00%	-	-	-	-	400
	Shweta Rishi Matta	Promoter Group	1	300			300	0.00%	300	0.00%	300	0.00%		0.00%	-	-	-	-	300
	Rohini Mahesh Shah	Promoter Group	-	-			-	-	-	-	-	-		-	-	-	-	-	-
	Sushilben K Shah	Promoter Group	-	-			-	-	-	-	-	-		-	-	-	-	-	-
	Jay Shah	Promoter Group	1	6,16,342			6,16,342	1.51%	6,16,342	1.51%	6,16,342	1.51%		1.51%	-	-	-	-	-
	Vivek Deepak Motasha	Promoter Group	1	2,87,626			2,87,626	0.71%	2,87,626	0.71%	2,87,626	0.71%		0.71%	-	-	-	-	-
	Rahul Mukesh Motasha	Promoter Group	1	2,87,626			2,87,626	0.71%	2,87,626	0.71%	2,87,626	0.71%		0.71%	-	-	-	-	-
(b)	Central Government/State Government(s)		-	-	-	-	-	-	-	-	-	-	-	-	-	-	-	-	-
(c)	Financial Institutions / Banks		-	-	-	-	-	-	-	-	-	-	-	-	-	-	-	-	-
(d)	Any Other (specify)		-	-	-	-	-	-	-	-	-	-	-	-	-	-	-	-	-
(d)(i)	Bodies Corporate		10	67,22,000	-	-	67,22,000	16.51%	67,22,000	-	67,22,000	16.51%	-	16.51%	20,21,250.00	30.07%	5,63,460	8.38%	61,58,540
	Bhaktavatsala Trading & Consultancy Services LLP	Promoter Group	1	10,35,210	-	-	10,35,210	2.54%	10,35,210	-	10,35,210	2.54%	-	2.54%	-	-	3,89,460	37.62%	6,45,750
	Triakotkma Trading & Consultancy Services LLP	Promoter Group	1	10,35,210	-	-	10,35,210	2.54%	10,35,210	-	10,35,210	2.54%	-	2.54%	-	-	50,000	4.83%	9,85,210
	Shreesahaa Trading & Consultancy Services LLP	Promoter Group	1	10,00,000	-	-	10,00,000	2.46%	10,00,000	-	10,00,000	2.46%	-	2.46%	10,00,000	100.00%	-	-	10,00,000
	Triokesh Trading & Consultancy Services LLP	Promoter Group	1	7,33,190	-	-	7,33,190	1.80%	7,33,190	-	7,33,190	1.80%	-	1.80%	6,87,500	93.77%	-	-	7,33,190
	Sahishnu Trading & Consultancy Services LLP	Promoter Group	1	7,09,340	-	-	7,09,340	1.74%	7,09,340	-	7,09,340	1.74%	-	1.74%	-	-	41,339	5.83%	6,68,001
	Sugshoh Trading & Consultancy Services LLP	Promoter Group	1	7,09,310	-	-	7,09,310	1.74%	7,09,310	-	7,09,310	1.74%	-	1.74%	-	-	41,263	5.82%	6,68,047
	Shreedaha Trading & Consultancy Services LLP	Promoter Group	1	7,09,300	-	-	7,09,300	1.74%	7,09,300	-	7,09,300	1.74%	-	1.74%	-	-	41,398	5.84%	6,67,902
	Lokswami Trading & Consultancy Services LLP	Promoter Group	1	6,45,025	-	-	6,45,025	1.58%	6,45,025	-	6,45,025	1.58%	-	1.58%	2,41,875.00	37.50%	-	-	6,45,025
	Vishwamurti Trading & Consultancy Services LLP	Promoter Group	1	1,00,445	-	-	1,00,445	0.25%	1,00,445	-	1,00,445	0.25%	-	0.25%	91,875.00	91.47%	-	-	1,00,445
	Sumukh Trading & Consultancy Services LLP	Promoter Group	1	44,970	-	-	44,970	0.11%	44,970	-	44,970	0.11%	-	0.11%	-	-	-	-	44,970
	Suhrada Trading & Consultancy Services LLP	Promoter Group	-	-	-	-	-	0.00%	-	-	-	0.00%	-	0.00%	-	-	-	-	-
	Sub Total (A)(1)		26	1,58,41,538	-	-	1,46,49,944	35.99%	1,46,49,944		1,46,49,944	35.99%	-	35.99%	66,21,250	45.20%	5,63,460	3.85%	1,11,60,918
A2	Foreign																		
(a)	Individuals (Non-Resident Individuals/Foreign Individuals)		-	-	-	-	-	-	-	-	-	-	-	-	-	-	-	-	-
(b)	Government		-	-	-	-	-	-	-	-	-	-	-	-	-	-	-	-	-
(c)	Institutions		-	-	-	-	-	-	-	-	-	-	-	-	-	-	-	-	-
(d)	Foreign Portfolio Investor		-	-	-	-	-	-	-	-	-	-	-	-	-	-	-	-	-
(e)	Any Other (specify)		-	-	-	-	-	-	-	-	-	-	-	-	-	-	-	-	-
(e)(i)	Lapada (Mauritius) Limited		1	28,80,000.00	-	-	28,80,000.00	-	28,80,000.00	-	28,80,000.00	7.08%	-	7.08%	-	-	-	-	-
	Sub Total (A)(2)		1	28,80,000.00	-	-	28,80,000.00	7.08%	28,80,000.00	-	28,80,000.00	0.07	-	7.08%	-	-	-	-	-
	Total Shareholding of Promoter and Promoter Group (A)=(A)(1)+(A)(2)		27	1,87,21,538	-	-	1,87,21,538	43.06%	1,87,21,538		1,87,21,538	43.06%	-	43.06%	66,21,250	37.77%	5,63,460	3.21%	1,11,60,918

*[Handwritten Signature]*



Pre- Scheme Shareholding pattern filed under Reg. 31(1)(a)/Reg. 31(1)(b)/Reg. 31(1)(c)

Name of Listed Entity : ROYAL CUSHION VINYL PRODUCTS LIMITED

Script Code and name : BSE - 526193

Details of Shares which remain unclaimed may be given hear along with details such as number of shareholders, outstanding shares held in demat/unclaimed suspense account, voting rights which are frozen etc.

No. of shareholders	No of Shares held
Nil	



Pre Scheme Shareholding pattern filed under Reg. 31(1)(a)/Reg. 31(1)(b)/Reg. 31(1)(c)  
Table III - Statement showing Shareholding Pattern of the Public shareholder  
Name of Listed Entity : ROYAL CUSHION VINYL PRODUCTS LIMITED

0

	Category and Name of the shareholders (I)	No. of share holders (III)	No. of fully paid up equity shares held (IV)	Total Nos. shares held (VII = IV+V+VI)	Shareholding % calculate as per SCRR 1957 As a % of (A+B+C2) (VIII)	Number of voting Rights held in each class of securities (IX)				Total as a % of Total voting rights	Total Shareholding as a % assuming full conversion of convertible securities(as a percentage of diluted share capital) (XI)	Number of Locked in shares (XII)		Number of shares pledged or otherwise encumbered (XIII)		Number of equity shares held in dematerialized form (XIV)
						Class X	Class Y	Total				No. (a)	As a % of total shares held (b)	No. (a) (Not applicable)	As a % of total shares held (b) (Not Applicable)	
<b>B1</b>	<b>Institutions (Domestic)</b>															
(a)	Mutual Funds/UTI	3	5,100	5,100	0.01%	5,100	-	5,100	0.01%	0.01%						
(b)	Venture Capital Funds		-	-	-	-	-	-	-	-						
(c)	Alternate Investment Funds															
	Aurum Sme Trust I	1	17,50,000	17,50,000	4.30%	17,50,000		17,50,000	4.30%	4.30%						17,50,000
(f)	Banks	4	3,05,130	3,05,130	0.75%	3,05,130		3,05,130								3,03,600
(g)	Insurance Companies															
(h)	Provident Funds / Pension Funds		-	-	-	-	-	-	-	-						
(i)	Asset Reconstruction Companies															
(j)	Sovereign Wealth Funds		-	-	-	-	-	-	-	-						
(k)	NBFCs registered with RBI															
(l)	Other Financial Institutions	1	200	200	0.00%	200		200	0.00%	0.00%						
(m)	Any Other (specify)															
	<b>Sub Total B (1)</b>	<b>9</b>	<b>20,60,430</b>	<b>20,60,430</b>	<b>5.06%</b>	<b>20,60,430</b>		<b>20,60,430</b>	<b>5.06%</b>	<b>5.06%</b>						<b>20,53,600</b>
<b>B2</b>	<b>Institutions (Foreign)</b>															
(a)	Foreign Direct Investment	-	-	-	-	-	-	-	-	-						
(b)	Foreign Venture Capital Investors	-	-	-	-	-	-	-	-	-						
(c)	Sovereign Wealth Funds	-	-	-	-	-	-	-	-	-						
(d)	Foreign Portfolio Investors Category I	1	4,518	4,518	0.01%	4,518	-	4,518	0.01%	0.01%						4,518
(e)	Foreign Portfolio Investors Category II		-	-	-	-	-	-	-	-						
(f)	Overseas Depositories (holding DRs)(balancing figure)		-	-	-	-	-	-	-	-						
(g)	Any Other (specify)		-	-	-	-	-	-	-	-						
	<b>Sub Total (B)(2)</b>	<b>1</b>	<b>4,518</b>	<b>4,518</b>	<b>0.01%</b>	<b>4,518</b>	<b>-</b>	<b>4,518</b>	<b>0.01%</b>	<b>0.01%</b>						<b>4,518</b>
<b>B3</b>	<b>Central Government/State Government(s)/ President of India</b>															
(a)	Central Government / President of India	-	-	-	-	-	-	-	-	-						
(b)	State Government / Governor	-	-	-	-	-	-	-	-	-						
(c)	Shareholding by Companies or Bodies Corporate where Central / State Government is a promoter	-	-	-	-	-	-	-	-	-						
	<b>Sub Total (B)(3)</b>	<b>-</b>	<b>-</b>	<b>-</b>	<b>-</b>	<b>-</b>	<b>-</b>	<b>-</b>	<b>-</b>	<b>-</b>						<b>-</b>
<b>B4</b>	<b>Non-institutions</b>															
(a)	Associate Companies/Subsidiaries	-	-	-	-	-	-	-	-	-						
(b)	Directors and their relatives (excluding independent directors and nominee directors)	-	-	-	-	-	-	-	-	-						
(c)	Key Managerial Personnel	3	3,310	3,310	0.01%	3,310	-	3,310	0.01%	0.01%						3,310
(d)	Relatives of promoters (other than 'immediate relatives' of promoters disclosed under 'Promoter and Promoter Group' category)	-	-	-	-	-	-	-	-	-						
(e)	Trusts where any person belonging to 'Promoter and Promoter Group' category is 'trustee', 'beneficiary', or 'author of the trust'	-	-	-	-	-	-	-	-	-						
(f)	Investor Education NA Page 69 of 230 and Protection Fund (IEPF)															
(g)	Individuals - shareholders holding nominal share capital up to Rs 2 Lakh	4,508	28,87,205	28,87,205	7.09%	28,87,205		28,87,205	7.09%	7.09%						26,11,875






(h)	Individual shareholders holding nominal share capital in excess of Rs. 2 Lakh	79	1,37,42,219	1,37,42,219	33.76%	1,37,42,219	1,37,42,219	33.76%	-	-	-	-	1,37,42,219
	Sushma Agarwal	1	5,00,000	5,00,000	1.23%	5,00,000	5,00,000	1.23%					5,00,000
	Krishnachandra Ramkaran Toshniwal	1	4,10,000	4,10,000				1.01%					4,10,000
					1.01%	4,10,000	4,10,000						
	Hemant Pampalia	1	9,80,000	9,80,000	2.41%	9,80,000	9,80,000	2.41%					9,80,000
	Dhiren V Shah	1	7,00,000	7,00,000	1.72%	7,00,000	7,00,000	1.72%					7,00,000
	Danesh Vinodchandra Shah	1	5,05,000	5,05,000	1.24%	5,05,000	5,05,000	1.24%					5,05,000
	Ajay Kirtilal Mehta	1	15,00,000	15,00,000	3.68%	15,00,000	15,00,000	3.68%					15,00,000
	Ajay Krishnakant Parikh	1	10,00,000	10,00,000	2.46%	10,00,000	10,00,000	2.46%					10,00,000
					-	-	-						
(i)	Non Resident Indians (NRIs)	28	21,23,646	21,23,646	5.22%	21,23,646	21,23,646	5.22%	-	-	-	-	21,22,596
	Ranjani Gopalaswamy	1	10,00,000	10,00,000	2.46%	10,00,000	10,00,000	2.46%					10,00,000
(j)	Foreign Nationals	1	134	134	0.00%	134	134	0.00%	-	-	-	-	134
(k)	Foreign Companies	-	-	-	-	-	-	-	-	-	-	-	-
(l)	Bodies Corporate	41	7,56,891	7,56,891	1.86%	7,56,891	7,56,891	1.86%	-	-	-	-	7,37,671
(m)	Any Other (specify)	102	4,05,731	4,05,731	1.00%	4,05,731	4,05,731	1.00%	-	-	-	-	3,61,931
(n)	Employee Trusts								-	-	-	-	-
(i)	Overseas Corporate Bodies	1	43,800	43,800	0.11%	43,800	43,800	0.11%	-	-	-	-	-
(iii)	HUF	94	3,19,344	3,19,344	0.78%	3,19,344	3,19,344	0.78%	-	-	-	-	3,19,344
(iv)	Clearing Member	1	750	750	0.00%	750	750	0.00%	-	-	-	-	750
(v)	LLP	6	41,837	41,837	0.10%	41,837	41,837	0.10%	-	-	-	-	41,837
(vi)	Others(More than 1% of			-	-	-	-	0.00%	-	-	-	-	-
	Sub Total (B)(4)	4,762	1,99,19,136	1,99,19,136	48.93%	1,99,19,136	1,99,19,136	48.93%	-	-	-	-	1,95,79,736
	Total Public Shareholding	4,772	2,19,84,084	2,19,84,084	54.00%	2,19,84,084	2,19,84,084	54.00%	-	-	-	-	2,16,37,854
	(B)=(B)(1)+(B)(2)+(B)(3)+(B)(4)												

*Handwritten signature*



**Pre Scheme Shareholding pattern filed under Reg. 31(1)(a)/Reg. 31(1)(b)/Reg. 31(1)(c)**  
**Name of Listed Entity :ROYAL CUSHION VINYL PRODUCTS LIMITED**  
**Script Code and name : BSE - 526193**

Name of shareholder	Name of PAC	No. of shareholders	Holding %
Nil			



**Pre Scheme Shareholding pattern filed under Reg. 31(1)(a)/Reg. 31(1)(b)/Reg. 31(1)(c)**

**Name of Listed Entity : ROYAL CUSHION VINYL PRODUCTS LIMITED**

**Script Code and name : BSE - 526193**

Details of Shares which remain unclaimed may be given hear along with details such as number of shareholders, outstanding shares held in demat/unclaimed suspense account, voting rights which are frozen etc.

No. of shareholders	No of Shares held



**Table IV - Statement showing Shareholding Pattern of the Non Promoter - Non Public shareholder**  
**Name of Listed Entity : ROYAL CUSHION VINYL PRODUCTS LIMITED**  
**Face Value: INR 10.00**

	Category and Name of the shareholders (I)	PAN (II)	No. of share holders (III)	No. of fully paid up equity shares held (IV)	Partly paid-up equity shares held (V)	Nos. of shares underlying Depository Receipts (VI)	Total Nos. shares held (VII = IV+V+VI)	Shareholding % calculate as per SCRR 1957 As a % of (A+B+C2) (VIII)	Number of voting Rights held in each class of securities (IX)				No of shares underlying outstanding convertible Securities (including warrants) (X)	Total Shareholding as a % assuming full conversion of convertible securities(as a percentage of diluted share capital) (XI)	Number of Locked in shares (XII)		Number of shares pledged or otherwise encumbered (XIII)		Number of equity shares held in dematerialized form (XIV)
									No of voting Rights			Total as a % of Total voting rights			No. (a)	As a % of total shares held (b)	No. (a) (Not Applicable)	As a % of total shares held (b) (Not Applicable)	
									Class X	Class Y	Total								
(1)	Custodian/ DR Holder		-	-	-	-	-	-	-	-	-	-	-	-	-	-	-	-	-
(2)	Employee Benefit Trust (under SEBI (Share Based Employee Benefit) Regulations, 2014)		-	-	-	-	-	-	-	-	-	-	-	-	-	-	-	-	-
	Total Non-Promoter-Non Public Shareholding (C) = (C)(1)+(C)(2)		-	-	-	-	-	-	-	-	-	-	-	-	-	-	-	-	-



**Table V - Statement showing Foreign Ownership Limited**  
**Name of Listed Entity : ROYAL CUSHION VINYL PRODUCTS LIMITED**  
**Face Value: INR 10.00**

Particulars	Approved Limits (%)	Limits Utilised (%)
As on shareholding date	100	0.05
As on the end of previous 1st quarter	100	0.05
As on the end of previous 2nd quarter	100	0.29
As on the end of previous 3rd quarter	100	0.29
As on the end of previous 4th quarter	100	0.29




## ANNEXURE K

- 1 Name of Entity : Natroyal Industries Private Limited
- 2 Script Code and name : NA
- 3 Pre Scheme Shareholding pattern filed under Reg. 31(1)(a)/Reg. 31(1)(b)/Reg. 31(1)(c)
  - a. If under 31(1)(b) then indicate the report for Quarter ending
  - b. If under 31(1)(c) then indicate date of allotment/extinguishment

Pre-Amlagamation Shareholding pattern of Transferor Company ("Natroyal Industries Private Limited as on 31st December 2024 (with PAN)

[After considering the impending Scheme of Arrangement in the nature of merger amalgamation of RoyalSpinwell and Developers Private Limited ("RSDPL") with Royal Cushion Vinyl Products Limited and their respective shareholders and creditors under Sections 230 to 232 of the Companies Act, 2013, which is pending for final approval with the Hon'ble National Company Law Tribunal, Mumbai Bench ("RSDPL-RCVPL Scheme")]

Sr. No.	Particular	Yes/No	Promoter and Promoter Group	Public shareholde	Non Promoter-
1	Whether the Listed Entity has issued any partly paid up shares?	No	No	No	No
2	Whether the Listed Entity has issued any Convertible Securities ?	No	No	No	No
3	Whether the Listed Entity has issued any Warrants ?	No	No	No	No
4	Whether the Listed Entity has any shares against which depository receipts are issued?	No	No	No	No
5	Whether the Listed Entity has any shares in locked-in?	No	No	No	No
6	Whether any shares held by promoters are pledge or otherwise encum	No	No		
7	Whether company has equity shares with differential voting rights?	No	No	No	No
8	Whether the listed entity has any significant beneficial owner?	No			



Pre Scheme Shareholding pattern filed under Reg. 31(1)(a)/Reg. 31(1)(b)/Reg. 31(1)(c)  
Table I - Summary Statement holding of specified securities  
Name of Entity : NaToyal Industries Private Limited  
Face Value: INR 100.00

Category (I)	Category of shareholder (II)	Nos. of share holders (III)	No. of fully paid up equity shares held (IV)	No. of partly paid-up equity shares held (V)	Nos. of shares underlying Depository Receipts (VI)	Total Nos. shares held (VII) = IV+V+VI)	Shareholding as a % of total no. of shares (Calculated as per SCRR, 1957) (VIII) As a % of (A+B+C2)	Number of voting Rights held in each class of securities (IX)			No of shares underlying outstanding convertible Securities (including warrants) (X)	Shareholding as a % assuming full conversion of convertible securities(as a % of diluted share capital) (XI) =(VII)+(X) as a % of A+B+C2	Number of Locked in shares (XII)		Number of shares pledged or otherwise encumbered (XIII)		Number of equity shares held in dematerialized form (XIV)
								No of voting Rights		Total as a % of (A+B+ C)			No. (a)	As a % of total shares held (b)	No. (a)	As a % of total shares held (b)	
								Class X	Class Y								
(A)	Promoter and Promoter Group	36	6,88,570	-	-	6,88,570	95.35%	6,88,570	-	6,88,570	95.35%	-	-	-	-	-	
(B)	Public	2	33,600	-	-	33,600	4.65%	33,600	-	33,600	4.65%	-	-	-	-	-	
(C)	Non Promoter - Non Public	-	-	-	-	-	-	-	-	-	-	-	-	-	-	-	
(C1)	Shares underlying DRs	-	-	-	-	-	-	-	-	-	-	-	-	-	-	-	
(C2)	Shares held by Employee Trusts	-	-	-	-	-	-	-	-	-	-	-	-	-	-	-	
	Total	38	7,22,170	-	-	7,22,170	100%	7,22,170	-	7,22,170	100%	-	-	-	-	-	



Pre Scheme Shareholding pattern filed under Reg. 31(1)(a)/Reg. 31(1)(b)/Reg. 31(1)(c)  
Table II - Statement showing Shareholding Pattern of the Promoter and Promoter Group  
Name of Entity : Natroyal Industries Private Limited  
Face Value: INR 100.00

	Category and Name of the shareholders (I)	No. of share holders (III)	No. of fully paid up equity shares held (IV)	Partly paid-up equity shares held (V)	Nos. of shares underlying Depository Receipts (VI)	Total Nos. shares held (VII) = (IV+V+VI)	Shareholding % calculate as per SCRR 1957 As a % of (A+B+C2) (VIII)	Number of voting Rights held in each class of securities (IX)				No of shares underlying outstanding convertible Securities (including warrants) (X)	Shareholding as a % assuming full conversion of convertible securities(as a percentage of diluted share capital) (XI)=(VII)+(X) as a % of A+B+C2	Number of Locked in shares (XII)		Number of shares pledged or otherwise encumbered (XIII)		Number of equity shares held in dematerialized form (XIV)
								No of voting Rights			Total as a % of Total voting rights			No. (a)	As a % of total shares held (b)	No. (a)	As a % of total shares held (b)	
								Class X	Class Y	Total								
A1	Indian																	
(a)	Individuals/Hindu Undivided Family	26	2,51,251			2,51,251		2,51,251		2,51,251								
	Vinod Shah	1	18,692			18,692	2.59%	18,692	-	18,692	2.59%							
	Jayesh Motasha	1	491			491	0.07%	491	-	491	0.07%							
	Maheesh Shah	1	12,042			12,042	1.67%	12,042	-	12,042	1.67%							
	Suvarat Shah	1	46,403			46,403	6.43%	46,403	-	46,403	6.43%							
	Jay Shah	1	36,418			36,418	5.04%	36,418	-	36,418	5.04%							
	Vivek Motasha	1	58			58	0.01%	58	-	58	0.01%							
	Mukesh Motasha	1	341			341	0.05%	341	-	341	0.05%							
	Rahul Motasha	1	8,058			8,058	1.12%	8,058	-	8,058	1.12%							
	Varun Motasha	1	58			58	0.01%	58	-	58	0.01%							
	Deepak Motasha	1	341			341	0.05%	341	-	341	0.05%							
	Vinod Kantilal Shah HUF	1	32,242			32,242	4.46%	32,242	-	32,242	4.46%							
	Jayesh Amritlal Motasha HUF	1	241			241	0.03%	241	-	241	0.03%							
	Arvind Motasha	1	300			300	0.04%	300	-	300	0.04%							
	Arvind Vadilal Motasha HUF	1	100			100	0.01%	100	-	100	0.01%							
	Maheesh Kantilal Shah HUF	1	20,241			20,241	2.80%	20,241	-	20,241	2.80%							
	Maheesh Kantilal Shah	1	26,701			26,701	3.70%	26,701	-	26,701	3.70%							
	Meena Vinod Shah	1	25,084			25,084	3.47%	25,084	-	25,084	3.47%							
	Jhanvi Vinod Shah	1	8,101			8,101	1.12%	8,101	-	8,101	1.12%							
	Dipti Jayesh Motasha	1	291			291	0.04%	291	-	291	0.04%							
	Mukesh Amritlal Motasha HUF	1	241			241	0.03%	241	-	241	0.03%							
	Bhavna Mukesh Motasha	1	291			291	0.04%	291	-	291	0.04%							
	Deepak Amritlal Motasha HUF	1	241			241	0.03%	241	-	241	0.03%							
	Anjana Deepak Motasha	1	291			291	0.04%	291	-	291	0.04%							
	Hansa Arvind Motasha	1	100			100	0.01%	100	-	100	0.01%							
	Anurudha Arvind Motasha	1	100			100	0.01%	100	-	100	0.01%							
	Jayshree Mahesh Shah	1	13,784			13,784	1.91%	13,784	-	13,784	1.91%							
(b)	Central Government/State Government(s)	-	-	-	-	-	-	-	-	-	0.00%	-	-	-	-	-	-	-
(c)	Financial Institutions / Banks	-	-	-	-	-	-	-	-	-	0.00%	-	-	-	-	-	-	-
(d)	Any Other (specify)	-	-	-	-	-	-	-	-	-	0.00%	-	-	-	-	-	-	-
	Bodies Corporate	10	4,37,319	-	-	4,37,319	-	4,37,319	-	4,37,319	60.56%	-	-	-	-	-	-	-
	Bhaktavatsala Trading & Consultancy Services LLP	1	60,287			60,287	8.35%	60,287	-	60,287	8.35%							
	Trilokmatra Trading & Consultancy Services LLP	1	62,955			62,955	8.72%	62,955	-	62,955	8.72%							
	Shreesaha Trading & Consultancy Services LLP	1	61,250			61,250	8.48%	61,250	-	61,250	8.48%							
	Tilokesh Trading & Consultancy Services LLP	1	25,000			25,000	3.46%	25,000	-	25,000	3.46%							
	Sugrosh Trading & Consultancy Services LLP	1	63,610			63,610	8.81%	63,610	-	63,610	8.81%							
	Shreedaha Trading & Consultancy Services LLP	1	53,601			53,601	7.42%	53,601	-	53,601	7.42%							
	Sahishnu Trading & Consultancy Services LLP	1	61,930			61,930	8.58%	61,930	-	61,930	8.58%							
	Sumukh Trading & Consultancy Services LLP	1	20,833			20,833	2.88%	20,833	-	20,833	2.88%							
	Suhrudd Trading & Consultancy Services LLP	1	6,250			6,250	0.87%	6,250	-	6,250	0.87%							
	Lokswami Trading & Consultancy Services LLP	1	21,603			21,603	2.99%	21,603	-	21,603	2.99%							21,603
	Sub Total (A1)(1)	36	6,88,570	-	-	6,88,570	95.35%	6,88,570	-	6,88,570	155.90%	-	0%		-	-	-	21,603
A2	Foreign																	
(a)	Individuals (Non-Resident Individuals/Foreign Individuals)	-	-	-	-	-	-	-	-	-	-	-	-	-	-	-	-	-
(b)	Government	-	-	-	-	-	-	-	-	-	-	-	-	-	-	-	-	-
(c)	Institutions	-	-	-	-	-	-	-	-	-	-	-	-	-	-	-	-	-
(d)	Foreign Portfolio Investor	-	-	-	-	-	-	-	-	-	-	-	-	-	-	-	-	-
(e)	Any Other (specify)	-	-	-	-	-	-	-	-	-	-	-	-	-	-	-	-	-
(e)(i)	Bodies Corporate	-	-	-	-	-	-	-	-	-	-	-	-	-	-	-	-	-
	Sub Total (A1)(2)	-	-	-	-	-	-	-	-	-	-	-	-	-	-	-	-	-
	Total Shareholding of Promoter and Promoter Group (A1(A1)+(A1)(2))	-	6,88,570	-	-	6,88,570	95.35%	6,88,570	-	6,88,570	100%	-	0%		-	-	-	21,603

*[Handwritten Signature]*





Pre Scheme Shareholding pattern filed under Reg. 31(1)(a)/Reg. 31(1)(b)/Reg. 31(1)(c)  
Name of Entity : Natroyal Industries Private Limited

Details of Shares which remain unclaimed may be given hear along with details such as number of shareholders, outstanding shares held in demat/unclaimed suspense account, voting rights which are frozen etc.	
No. of shareholders	No of Shares held
Nil	



Pre Scheme Shareholding pattern filed under Reg. 31(1)(a)/Reg. 31(1)(b)/Reg. 31(1)(c)

Table III - Statement showing Shareholding Pattern of the Public shareholder  
Name of Entity : Natroyal Industries Private Limited

Face Value: INR 100.00

	Category and Name of the shareholders (I)	No. of shareh olders (III)	No. of fully paid up equity shares held (IV)	Partly paid-up equity shares held (V)	Nos. of shares underlying Depository Receipts (VI)	Total Nos. shares held (VII = IV+V+VI)	Shareholding % calculate as per SCRR 1957 As a % of (A+B+C2) (VIII)	Number of voting Rights held in each class of securities (IX)				No of shares underlying outstanding convertible Securities (including warrants) (XI)	Total Shareholding as a % assuming full conversion of convertible securities(as a percentage of diluted share capital) (X)	Number of Locked in shares (XII)		Number of shares pledged or otherwise encumbered (XIII)		Number of equity shares held in dematerializ ed form (XIV)	Sub-categorization of shares(XV)		
								No of voting Rights			Total as a % of Total voting rieghts			No. (a)	As a % of total shares held (b)	No. (a) (Not applicable)	As a % of total shares held (b) (Not Applicable)		Shareholding (No of shares) under		
								Class X	Class Y	Total									Sub-category (i)	Sub-category (ii)	Sub-category (iii)
B1	Institutions (Domestic)																				
(a)	Mutual Funds/UTI	-	-	-	-	-	-	-	-	-	-	-	-	-	-	-	-	-	-	-	-
(b)	Venture Capital Funds	-	-	-	-	-	-	-	-	-	-	-	-	-	-	-	-	-	-	-	-
(c)	Alternate Investment Funds	-	-	-	-	-	-	-	-	-	-	-	-	-	-	-	-	-	-	-	-
(f)	Banks	-	-	-	-	-	-	-	-	-	-	-	-	-	-	-	-	-	-	-	-
(g)	Insurance Companies	-	-	-	-	-	-	-	-	-	-	-	-	-	-	-	-	-	-	-	-
(h)	Provident Funds / Pension Funds	-	-	-	-	-	-	-	-	-	-	-	-	-	-	-	-	-	-	-	-
(i)	Asset Reconstruction Companies	-	-	-	-	-	-	-	-	-	-	-	-	-	-	-	-	-	-	-	-
(j)	Sovereign Wealth Funds	-	-	-	-	-	-	-	-	-	-	-	-	-	-	-	-	-	-	-	-
(k)	NBFCs registered with RBI	-	-	-	-	-	-	-	-	-	-	-	-	-	-	-	-	-	-	-	-
(l)	Other Financial Institutions	-	-	-	-	-	-	-	-	-	-	-	-	-	-	-	-	-	-	-	-
(m)	Any Other (specify)	-	-	-	-	-	-	-	-	-	-	-	-	-	-	-	-	-	-	-	-
	Sub Total (B1)	-	-	-	-	-	-	-	-	-	-	-	-	-	-	-	-	-	-	-	-
B2	Institutions (Foreign)																				
(a)	Foreign Direct Investment	-	-	-	-	-	-	-	-	-	-	-	-	-	-	-	-	-	-	-	-
(b)	Foreign Venture Capital Investors	-	-	-	-	-	-	-	-	-	-	-	-	-	-	-	-	-	-	-	-
(c)	Sovereign Wealth Funds	-	-	-	-	-	-	-	-	-	-	-	-	-	-	-	-	-	-	-	-
(d)	Foreign Portfolio Investors Category I	-	-	-	-	-	-	-	-	-	-	-	-	-	-	-	-	-	-	-	-
(e)	Foreign Portfolio Investors Category II	-	-	-	-	-	-	-	-	-	-	-	-	-	-	-	-	-	-	-	-
(f)	Overseas Depositories (holding DRs)(balancing figure)	-	-	-	-	-	-	-	-	-	-	-	-	-	-	-	-	-	-	-	-
(g)	Any Other (specify)	-	-	-	-	-	-	-	-	-	-	-	-	-	-	-	-	-	-	-	-
	Sub Total (B2)	-	-	-	-	-	-	-	-	-	-	-	-	-	-	-	-	-	-	-	-
B3	Central Government/State Government(s)/ President of India																				
(a)	Central Government / President of India	-	-	-	-	-	-	-	-	-	-	-	-	-	-	-	-	-	-	-	-
(b)	State Government / Governor	-	-	-	-	-	-	-	-	-	-	-	-	-	-	-	-	-	-	-	-
(c)	Shareholding by Companies or Bodies Corporate where Central / State Government is a promoter	-	-	-	-	-	-	-	-	-	-	-	-	-	-	-	-	-	-	-	-
	Sub Total (B3)	-	-	-	-	-	-	-	-	-	-	-	-	-	-	-	-	-	-	-	-
B4	Non-institutions																				
(a)	Associate Companies/Subsidiaries	-	-	-	-	-	-	-	-	-	-	-	-	-	-	-	-	-	-	-	-
(b)	Directors and their relatives (excluding independent directors and nominee directors)	-	-	-	-	-	-	-	-	-	-	-	-	-	-	-	-	-	-	-	-
(c)	Key Managerial Personnel	-	-	-	-	-	-	-	-	-	-	-	-	-	-	-	-	-	-	-	-
(d)	Relatives of promoters (other than 'immediate relatives' of promoters disclosed under 'Promoter and Promoter Group' category).	-	-	-	-	-	-	-	-	-	-	-	-	-	-	-	-	-	-	-	-
(e)	Trusts where any person belonging to 'Promoter and Promoter Group' category is 'trustee', 'beneficiary', or 'author of the trust'	-	-	-	-	-	-	-	-	-	-	-	-	-	-	-	-	-	-	-	-
(f)	Investor Education NA Page 69 of 230 and Protection Fund (IEPF)	-	-	-	-	-	-	-	-	-	-	-	-	-	-	-	-	-	-	-	-
(g)	Individuals - shareholders holding nominal share capital up to Rs 2 Lakh	-	-	-	-	-	-	-	-	-	-	-	-	-	-	-	-	-	-	-	-



(h)	Individual shareholders holding nominal share capital in excess of Rs. 2 Lakh																			
	Moneshi Sahil Shah	1	9,805																	
(i)	Non Resident Indians (NRIs)	-	-	-	-	-	-	-	-	-	-	-	-	-	-	-	-	-	-	-
(j)	Foreign Nationals	-	-	-	-	-	-	-	-	-	-	-	-	-	-	-	-	-	-	-
(k)	Foreign Companies	-	-	-	-	-	-	-	-	-	-	-	-	-	-	-	-	-	-	-
(l)	Bodies Corporate	-	-	-	-	-	-	-	-	-	-	-	-	-	-	-	-	-	-	-
(m)	Any Other (Specify)																			
	Moneybee Securities Private Limited	1	23,795																	
(i)	Employee Trusts	-	-	-	-	-	-	-	-	-	-	-	-	-	-	-	-	-	-	-
(ii)	Overseas Corporate Bodies	-	-	-	-	-	-	-	-	-	-	-	-	-	-	-	-	-	-	-
(iii)	HUF	-	-	-	-	-	-	-	-	-	-	-	-	-	-	-	-	-	-	-
(iv)	Clearing Member	-	-	-	-	-	-	-	-	-	-	-	-	-	-	-	-	-	-	-
(v)	Trusts	-	-	-	-	-	-	-	-	-	-	-	-	-	-	-	-	-	-	-
(vi)	Others(More than 1% of	-	-	-	-	-	-	-	-	-	-	-	-	-	-	-	-	-	-	-
	Sub Total (B)(4)	2	33,600																	
	Total Public Shareholding	-	33,600	-	-	-	-	-	-	-	-	-	-	-	-	-	-	-	-	-
	(B)=(B)(1)+(B)(2)+(B)(3)+(B)(4)																			

*Handwritten signature in blue ink.*



Pre Scheme Shareholding pattern filed under Reg. 31(1)(a)/Reg. 31(1)(b)/Reg. 31(1)(c)  
Name of Entity : Natroyal Industries Private Limited

Name of shareholder	Name of PAC	No. of shareholders	Holding %
Nil			



Pre Scheme Shareholding pattern filed under Reg. 31(1)(a)/Reg. 31(1)(b)/Reg. 31(1)(c)  
Name of Listed Entity : Natroyal Industries Private Limited

Details of Shares which remain unclaimed may be given hear along with details such as number of shareholders, outstanding shares held in demat/unclaimed suspense account, voting rights which are frozen etc.	
No. of shareholders	No of Shares held



Pre Scheme Shareholding pattern filed under Reg. 31(1)(a)/Reg. 31(1)(b)/Reg. 31(1)(c)  
Table IV - Statement showing Shareholding Pattern of the Non Promoter - Non Public shareholder  
Name of Entity :Natroyal Industries Private Limited  
Face Value: INR 100.00

	Category and Name of the shareholders (I)	PAN (II)	No. of shareh olders (III)	No. of fully paid up equity shares held (IV)	Partly paid-up equity shares held (V)	Nos. of shares underlying Depository Receipts (VI)	Total Nos. shares held (VII = IV+V+VI)	Shareholding % calculate as per SCRR 1957 As a % of (A+B+C2) (VIII)	Number of voting Rights held in each class of securities (IX)				No of shares underlying outstanding convertible Securities (including warrants) (X)	Total Shareholding as a % assuming full conversion of convertible securities(as a percentage of diluted share capital) (XI)	Number of Locked in shares (XII)		Number of shares pledged or otherwise encumbered (XIII)		Number of equity shares held in dematerializ ed form (XIV)
									No of voting Rights			Total as a % of Total voting rights			No. (a)	As a % of total shares held (b)	No. (a) (Not Applicable)	As a % of total shares held (b) (Not Applicable)	
									Class X	Class Y	Total								
(1)	Custodian/ DR Holder		-	-	-	-	-	-	-	-	-	-	-	-	-	-	-	-	
(2)	Employee Benefit Trust (under SEBI (Share Based Employee Benefit) Regulations, 2014)		-	-	-	-	-	-	-	-	-	-	-	-	-	-	-	-	
	Total Non-Promoter-Non Public Shareholding (C) = (C)(1)+(C)(2)		-	-	-	-	-	-	-	-	-	-	-	-	-	-	-	-	

*[Handwritten signature]*



## ANNEXURE 6L

- 1 Name of Listed Entity : ROYAL CUSHION VINYL PRODUCTS LIMITED
- 2 Script Code and name : BSE - 526193
- 3 Post Scheme Shareholding pattern filed under Reg. 31(1)(a)/Reg. 31(1)(b)/Reg. 31(1)(c)
  - a. If under 31(1)(b) then indicate the report for Quarter ending
  - b. If under 31(1)(c) then indicate date of allotment/extinguishment

Post Scheme Shareholding pattern of Transferee Company ("ROYAL CUSHION VINYL PRODUCTS LIMITED as on 31/12/2024 (with PAN)

[After considering the impending Scheme of Arrangement in the nature of merger amalgamation of RoyalSpinwell and Developers Private Limited ("RSDPL") with Royal Cushion Vinyl Products Limited and their respective shareholders and creditors under Sections 230 to 232 of the Companies Act, 2013, which is pending for final approval with the Hon'ble National Company Law Tribunal, Mumbai Bench ("RSDPL-RCVPL Scheme")]

Sr. No.	Particular	Yes/No	Promoter and Promoter Group	Public shareholde	Non Promoter-
1	Whether the Listed Entity has issued any partly paid up shares?	No	No	No	No
2	Whether the Listed Entity has issued any Convertible Securities ?	No	No	No	No
3	Whether the Listed Entity has issued any Warrants ?	No	No	No	No
4	Whether the Listed Entity has any shares against which depository receipts are issued?	No	No	No	No
5	Whether the Listed Entity has any shares in locked-in?	Yes	Yes	No	No
6	Whether any shares held by promoters are pledge or otherwise encum	Yes	Yes		
7	Whether company has equity shares with differential voting rights?	No	No	No	No
8	Whether the listed entity has any significant beneficial owner?	No			




Post Scheme Shareholding pattern filed under Reg. 31(1)(a)/Reg. 31(1)(b)/Reg. 31(1)(c)

Table I - Summary Statement holding of specified securities

Name of Listed Entity : ROYAL CUSHION VINYL PRODUCTS LIMITED

Face Value: INR 10.00

Category (I)	Category of shareholder (II)	Nos. of share holders (III)	No. of fully paid up equity shares held (IV)	No. of partly paid-up equity shares held (V)	Nos. of shares underlying Depository Receipts (VI)	Total Nos. shares held (VII = IV+V+VI)	Shareholding as a % of total no. of shares (Calculated as per SCRR, 1957) (VIII)  As a % of (A+B+C2)	Number of voting Rights held in each class of securities (IX)			No of shares underlying outstanding convertible Securities (including warrants) (X)	Shareholding as a % assuming full conversion of convertible securities(as a % of diluted share capital) (XI) =(VII)+(X) as a % of A+B+C2	Number of Locked in shares (XII)		Number of shares pledged or otherwise encumbered (XIII)		Number of equity shares held in dematerializ ed form (XIV)	
								No of voting Rights					Total as a % of (A+B+ C)	No. (a)	As a % of total shares held (b)	No. (a)		As a % of total shares held (b)
								Class X	Class Y	Total								
(A)	Promoter and Promoter Group	40	6,07,24,308	-	-	6,07,24,308	71.64%	6,07,24,308	-	6,07,24,308	71.64%	-	71.64%	66,21,250	-	-	-	1,11,60,918
(B)	Public	4,774	2,40,33,684	-	-	2,40,33,684	28.36%	2,40,33,684	-	2,40,33,684	28.36%	-	28.36%	-	-	-	-	2,16,37,854
(C)	Non Promoter - Non Public	-	-	-	-	-	-	-	-	-	-	-	-	-	-	-	-	-
(C1)	Shares underlying DRs	-	-	-	-	-	-	-	-	-	-	-	-	-	-	-	-	-
(C2)	Shares held by Employee Trusts	-	-	-	-	-	-	-	-	-	-	-	-	-	-	-	-	-
	Total	4,814	8,47,57,992	-	-	8,47,57,992	100%	8,47,57,992	-	8,47,57,992	100%	-	100%	66,21,250	-	5,63,460	-	2,16,37,854

Note: The above does not include the proposed issuance of equity shares on a preferential basis, as approved by the Board in its meeting held on 26th March, 2025, which is subject to shareholders' approval.





Post Scheme Shareholding pattern filed under Reg. 31(1)(a)/Reg. 31(1)(b)/Reg. 31(1)(c)  
Table II - Statement showing Shareholding Pattern of the Promoter and Promoter Group  
Name of Listed Entity : ROYAL CUSHION VINYL PRODUCTS LIMITED  
Face Value: INR 10.00

	Category and Name of the shareholders (I)	Entity type Promoter or Promoter group (Promoter group would exclude promoters) (II)	No. of shareh olders (III)	No. of fully paid up equity shares held (IV)	Partly paid-up equity shares held (V)	Nos. of shares underlying Depository Receipts (VI)	Total Nos. shares held (VII = IV+V+VI)	Shareholding % calculate as per SCRR 1957 As a % of (A+B+C2) (VIII)	Number of voting Rights held in each class of securities (IX)				Total as a % of Total voting rights	No of shares underlying outstanding convertible Securities (including warrants) (X)	Shareholding as a % assuming full conversion of convertible securities(as a percentage of diluted share capital) (XI)=(VII)+(X) as a % of A+B+C2	Number of Locked in shares (XII)		Number of shares pledged or otherwise encumbered (XIII)		Number of equity shares held in dematerializ ed form (XIV)
									No of voting Rights			No. (a)				As a % of total shares held (b)	No. (a)	As a % of total shares held (b)		
									Class X	Class Y	Total									
A1	Indian																			
	Individuals/Hindu Undivided Family		28	2,44,45,849	-	-	2,44,45,849	16.87%	2,44,45,849		2,44,45,849	16.87%	-	16.87%	46,00,000	18.82%	-	-	50,02,378	
	Maheesh Kantilal Shah	Promoter	1	43,28,456			43,28,456	5.11%	43,28,456		43,28,456	5.11%		5.11%	31,25,000	72.20%	-	-	31,83,000	
	Vinod Kantilal Shah	Promoter	1	25,96,615			25,96,615	3.06%	25,96,615		25,96,615	3.06%		3.06%	10,00,000	38.51%	-	-	10,41,400	
	Arvind Vadilal Motasha	Promoter	1	5,10,203			5,10,203	0.60%	5,10,203		5,10,203	0.60%		0.60%	4,75,000	93.10%	-	-	4,91,903	
	Meena Vinod Shah	Promoter	1	16,04,124			16,04,124	1.89%	16,04,124		16,04,124	1.89%		1.89%	-	-	-	-	74,000	
	Bhavana Mukesh Motasha	Promoter Group	1	58,573			58,573	0.07%	58,573		58,573	0.07%		0.07%	-	-	-	-	40,822	
	Anuradha Jayesh Jhaveri	Promoter Group	1	34,100			34,100	0.04%	34,100		34,100	0.04%		0.04%	-	-	-	-	28,000	
	Hansa Arvind Motasha	Promoter Group	1	33,700			33,700	0.04%	33,700		33,700	0.04%		0.04%	-	-	-	-	27,600	
	Deepak Amrutlal Motasha	Promoter	1	4,58,696			4,58,696	0.54%	4,58,696		4,58,696	0.54%		0.54%	-	-	-	-	27,001	
	Jayesh Amrutlal Motasha	Promoter	1	4,71,754			4,71,754	0.56%	4,71,754		4,71,754	0.56%		0.56%	-	-	-	-	26,800	
	Mukesh Amrutlal Motasha	Promoter	1	4,57,396			4,57,396	0.54%	4,57,396		4,57,396	0.54%		0.54%	-	-	-	-	25,701	
	Varun Jayesh Motasha	Promoter Group	1	2,69,874			2,69,874	0.32%	2,69,874		2,69,874	0.32%		0.32%	-	-	-	-	19,800	
	Suvrat Maheesh Shah	Promoter Group	1	34,60,525			34,60,525	4.08%	34,60,525		34,60,525	4.08%		4.08%	-	-	-	-	13,600	
	Dipti Jayesh Motasha	Promoter Group	1	18,802			18,802	0.02%	18,802		18,802	0.02%		0.02%	-	-	-	-	1,051	
	Anuradha Arvind Motasha	Promoter Group	1	1,000			1,000	0.00%	1,000		1,000	0.00%		0.00%	-	-	-	-	1,000	
	Jayashree Maheesh Shah	Promoter	1	8,41,224			8,41,224	0.99%	8,41,224		8,41,224	0.99%		0.99%	-	-	-	-	400	
	Shweta Rashi Matta	Promoter Group	1	300			300	0.00%	300		300	0.00%		0.00%	-	-	-	-	300	
	Maheesh Kantilal Shah	Promoter	1	16,28,761			16,28,761	1.92%	16,28,761		16,28,761	1.92%		1.92%	-	-	-	-	-	
	Jay Shah	Promoter Group	1	28,37,840			28,37,840	3.35%	28,37,840		28,37,840	3.35%		3.35%	-	-	-	-	-	
	Vivek Motasha	Promoter Group	1	2,91,164			2,91,164	0.34%	2,91,164		2,91,164	0.34%		0.34%	-	-	-	-	-	
	Rahul Motasha	Promoter Group	1	7,79,164			7,79,164	0.92%	7,79,164		7,79,164	0.92%		0.92%	-	-	-	-	-	
	Jhamvi Vinod Shah	Promoter Group	1	4,94,161			4,94,161	0.58%	4,94,161		4,94,161	0.58%		0.58%	-	-	-	-	-	
	Anjana Deepak Motasha	Promoter Group	1	17,751			17,751	0.02%	17,751		17,751	0.02%		0.02%	-	-	-	-	-	
	Vinod Kantilal Shah HUF	Promoter Group	1	19,66,762			19,66,762	2.32%	19,66,762		19,66,762	2.32%		2.32%	-	-	-	-	-	
	Jayesh Amrutlal Motasha HUF	Promoter Group	1	14,701			14,701	0.02%	14,701		14,701	0.02%		0.02%	-	-	-	-	-	
	Arvind Vadilal Motasha HUF	Promoter Group	1	6,100			6,100	0.01%	6,100		6,100	0.01%		0.01%	-	-	-	-	-	
	Maheesh Kantilal Shah HUF	Promoter Group	1	12,34,701			12,34,701	1.46%	12,34,701		12,34,701	1.46%		1.46%	-	-	-	-	-	
	Mukesh Amrutlal Motasha HUF	Promoter Group	1	14,701			14,701	0.02%	14,701		14,701	0.02%		0.02%	-	-	-	-	-	
	Deepak Amrutlal Motasha HUF	Promoter Group	1	14,701			14,701	0.02%	14,701		14,701	0.02%		0.02%	-	-	-	-	-	
	Rohini Maheesh Shah	Promoter Group	-	-	-	-	-	-	-	-	-	-	-	-	-	-	-	-	-	
	Sushilben K Shah	Promoter Group	-	-	-	-	-	-	-	-	-	-	-	-	-	-	-	-	-	
(b)	Central Government/State Government(s)		-	-	-	-	-	-	-	-	-	-	-	-	-	-	-	-	-	
(c)	Financial Institutions / Banks		-	-	-	-	-	-	-	-	-	-	-	-	-	-	-	-	-	
(d)	Any Other (specify)		-	-	-	-	-	-	-	-	-	-	-	-	-	-	-	-	-	
(d)(i)	Bodies Corporate		11	3,33,98,459	-	-	3,33,98,459	38.95%	3,33,98,459	-	3,33,98,459	39.40%	-	39.40%	20,21,250.00	6.05%	5,63,460	1.69%	61,58,540	
	Bhaktavatsala Trading & Consultancy Services LLP	Promoter Group	1	47,12,717			47,12,717	5.56%	47,12,717		47,12,717	5.56%		5.56%	-	-	3,89,460	8.26%	6,45,750	
	Trilokmatra Trading & Consultancy Services LLP	Promoter Group	1	48,75,465			48,75,465	5.75%	48,75,465		48,75,465	5.75%		5.75%	-	-	50,000	1.03%	9,85,210	
	Shreesha Trading & Consultancy Services LLP	Promoter Group	1	47,36,250			47,36,250	5.59%	47,36,250		47,36,250	5.59%		5.59%	10,00,000	21.11%	-	-	10,00,000	
	Trilokesh Trading & Consultancy Services LLP	Promoter Group	1	22,58,190			22,58,190	2.66%	22,58,190		22,58,190	2.66%		2.66%	6,87,500	30.44%	-	-	7,33,190	
	Sahishnu Trading & Consultancy Services LLP	Promoter Group	1	44,87,070			44,87,070	5.29%	44,87,070		44,87,070	5.29%		5.29%	-	-	41,339	0.92%	6,68,001	
	Sugshosh Trading & Consultancy Services LLP	Promoter Group	1	45,89,520			45,89,520	5.41%	45,89,520		45,89,520	5.41%		5.41%	-	-	41,263	0.90%	6,68,047	
	Shreedaha Trading & Consultancy Services LLP	Promoter Group	1	39,78,961			39,78,961	4.69%	39,78,961		39,78,961	4.69%		4.69%	-	-	41,398	1.04%	6,67,902	
	Lokswami Trading & Consultancy Services LLP	Promoter Group	1	19,62,808			19,62,808	2.32%	19,62,808		19,62,808	2.32%		2.32%	2,41,875.00	12.32%	-	-	6,45,025	
	Vishwamurti Trading & Consultancy Services LLP	Promoter Group	1	1,00,445			1,00,445	0.12%	1,00,445		1,00,445	0.12%		0.12%	91,875.00	91.47%	-	-	1,00,445	
	Sumukh Trading & Consultancy Services LLP	Promoter Group	1	13,15,783			13,15,783	1.55%	13,15,783		13,15,783	1.55%		1.55%	-	-	-	-	44,970	
	Suhrida Trading & Consultancy Services LLP	Promoter Group	1	3,81,250			3,81,250	0.45%	3,81,250		3,81,250	0.45%		0.45%	-	-	-	-	-	
	Sub Total (A)(1)		39	5,78,44,308	-	-	5,78,44,308	55.83%	5,78,44,308	-	5,78,44,308	56.28%	-	56.28%	66,21,250	11.45%	5,63,460	0.97%	1,11,60,918	
A2	Foreign																			
(a)	Individuals (Non-Resident Individuals/Foreign Individuals)		-	-	-	-	-	-	-	-	-	-	-	-	-	-	-	-	-	
(b)	Government		-	-	-	-	-	-	-	-	-	-	-	-	-	-	-	-	-	
(c)	Institutions		-	-	-	-	-	-	-	-	-	-	-	-	-	-	-	-	-	
(d)	Foreign Portfolio Investor		-	-	-	-	-	-	-	-	-	-	-	-	-	-	-	-	-	
(e)	Any Other (specify)		-	-	-	-	-	-	-	-	-	-	-	-	-	-	-	-	-	
(e)(i)	Lapada (Mauritius) Limited		1	28,80,000.00	-	-	28,80,000.00	-	28,80,000.00	-	28,80,000.00	3.40%	-	3.40%	-	-	-	-	-	
	Sub Total (A)(2)		1	28,80,000.00	-	-	28,80,000.00	3.40%	28,80,000.00	-	28,80,000.00	0.03	-	3.40%	-	-	-	-	-	
	Total Shareholding of Promoter and Promoter Group (A)=(A)(1)+(A)(2)		40	6,07,24,308	-	-	6,07,24,308	59.23%	6,07,24,308	-	6,07,24,308	59.68%	-	59.68%	66,21,250	10.90%	5,63,460	0.93%	1,11,60,918	



Post Scheme Shareholding pattern filed under Reg. 31(1)(a)/Reg. 31(1)(b)/Reg. 31(1)(c)  
Name of Listed Entity : ROYAL CUSHION VINYL PRODUCTS LIMITED  
Script Code and name : BSE - 526193

Details of Shares which remain unclaimed may be given hear along with details such as number of shareholders, outstanding shares held in demat/unclaimed suspense account, voting rights which are frozen etc.

No. of shareholders	No of Shares held
Nil	



Post Scheme Shareholding pattern filed under Reg. 31(1)(a)/Reg. 31(1)(b)/Reg. 31(1)(c)  
Table III - Statement showing Shareholding Pattern of the Public shareholder  
Name of Listed Entity : ROYAL CUSHION VINYL PRODUCTS LIMITED

0

	Category and Name of the shareholders (I)	No. of shareh olders (III)	No. of fully paid up equity shares held (IV)	Partly paid-up equity shares held (V)	Nos. of shares underlying Depository Receipts (VI)	Total Nos. shares held (VII) = IV+V+VI)	Shareholding % calculate as per SCRR 1957 As a % of (A+B+C2) (VIII)	Number of voting Rights held in each class of securities (IX)				Total Shareholding as a % assuming full conversion of convertible securities(as a percentage of diluted share capital) (XI)	Number of Locked in shares (XII)		Number of shares pledged or otherwise encumbered (XIII)		Number of equity shares held in dematerializ ed form (XIV)
								No of voting Rights			Total as a % of Total voting rieghts		No. (a)	As a % of total shares held (b)	No. (a) (Not applicable)	As a % of total shares held (b) (Not Applicable)	
								Class X	Class Y	Total							
B1	Institutions (Domestic)																
(a)	Mutual Funds/UTI	3	5,100	-	-	5,100	0.01%	5,100	-	5,100	0.01%	0.01%					
(b)	Venture Capital Funds					-		-		-							
(c)	Alternate Investment Funds																
	Aurum Sme Trust I	1	17,50,000	-	-	17,50,000	2.06%	17,50,000		17,50,000	2.06%	2.06%					17,50,000
(f)	Banks	4	3,05,130			3,05,130	0.36%	3,05,130		3,05,130							3,03,600
(g)	Insurance Companies					-											
(h)	Provident Funds / Pension Funds					-											
(i)	Asset Reconstruction Companies					-											
(j)	Sovereign Wealth Funds					-											
(k)	NBFCs registered with RBI					-											
(l)	Other Financial Institutions	1	200			200	0.00%	200		200	0.00%	0.00%					
(m)	Any Other (specify)					-		-									
	Sub Total B (1)	9	20,60,430			20,60,430	2.43%	20,60,430		20,60,430	2.43%	2.43%					20,53,600
B2	Institutions (Foreign)																
(a)	Foreign Direct Investment	-				-				-							
(b)	Foreign Venture Capital Investors	-	-	-	-	-		-	-	-		-	-	-	-	-	-
(c)	Sovereign Wealth Funds	-				-				-							
(d)	Foreign Portfolio Investors Category I	1	4,518	-	-	4,518	0.01%	4,518	-	4,518	0.01%	0.01%	-	-	-	-	4,518
(e)	Foreign Portfolio Investors Category II					-		-		-							-
(f)	Overseas Depositories (holding DRs)(balancing figure)					-		-		-			-	-	-	-	-
(g)	Any Other (specify)					-		-		-			-	-	-	-	-
	Sub Total (B)(2)	1	4,518			4,518	0.01%	4,518		4,518	0.01%	0.01%					4,518
B3	Central Government/State Government(s)/ President of India																
(a)	Central Government / President of India	-	-	-	-	-		-	-	-		-	-	-	-	-	-
(b)	State Government / Governor	-	-	-	-	-		-	-	-		-	-	-	-	-	-
(c)	Shareholding by Companies or Bodies Corporate where Central / State Government is a promoter	-	-	-	-	-		-	-	-		-	-	-	-	-	-
	Sub Total (B)(3)	-	-	-	-	-		-	-	-		-	-	-	-	-	-
B4	Non-institutions																
(a)	Associate Companies/Subsidiaries	-	-	-	-	-		-	-	-		-	-	-	-	-	-
(b)	Directors and their relatives (excluding independent directors and nominee directors)	-	-	-	-	-		-	-	-		-	-	-	-	-	-
(c)	Key Managerial Personnel	3	3,310	-	-	3,310	0.00%	3,310	-	3,310	0.00%	0.00%	-	-	-	-	3,310
(d)	Relatives of promoters (other than 'immediate relatives' of promoters disclosed under 'Promoter and Promoter Group' category)	-	-	-	-	-		-	-	-		-	-	-	-	-	-
(e)	Trusts where any person belonging to 'Promoter and Promoter Group' category is 'trustee', 'beneficiary', or 'author of the trust'	-	-	-	-	-		-	-	-		-	-	-	-	-	-
(f)	Investor Education NA Page 69 of 230 and Protection Fund (IEPF)												-	-	-	-	-
(g)	Individuals - shareholders holding nominal share capital up to Rs 2 Lakh	4,508	28,87,205	-	-	28,87,205	3.41%	28,87,205		28,87,205		3.41%	-	-	-	-	26,11,875




(h)	Individual shareholders holding nominal share capital in excess of Rs. 2 Lakh	80	1,43,40,324	-	-	1,43,40,324	16.92%	1,43,40,324	1,43,40,324	16.92%	16.92%	-	-	-	-	1,37,42,219
	Sushma Agarwal	1	5,00,000	-	-	5,00,000	0.59%	5,00,000	5,00,000	0.59%	0.59%					5,00,000
	Krishnachandra Ramkaran Toshniwal	1	4,10,000			4,10,000	0.48%	4,10,000	4,10,000	0.48%	0.48%					4,10,000
	Hemant Panpalia	1	9,80,000			9,80,000	1.16%	9,80,000	9,80,000	1.16%	1.16%					9,80,000
	Dhiren V Shah	1	7,00,000			7,00,000	0.83%	7,00,000	7,00,000	0.83%	0.83%					7,00,000
	Danesh Vinodchandra Shah	1	5,05,000			5,05,000	0.60%	5,05,000	5,05,000	0.60%	0.60%					5,05,000
	Ajay Kirtilal Mehta	1	15,00,000			15,00,000	1.77%	15,00,000	15,00,000	1.77%	1.77%					15,00,000
	Ajay Krishnakant Parikh	1	10,00,000			10,00,000	1.18%	10,00,000	10,00,000	1.18%	1.18%					10,00,000
	Moneshi Sahil Shah	1	5,98,105			5,98,105		5,98,105	5,98,105							
						-		-	-							
(i)	Non Resident Indians (NRIs)	28	21,23,646	-	-	21,23,646	2.51%	21,23,646	21,23,646	2.51%	2.51%	-	-	-	-	21,22,596
	Ranjani Gopalaswamy	1	10,00,000			10,00,000	1.18%	10,00,000	10,00,000	1.18%	1.18%					10,00,000
(j)	Foreign Nationals	1	134	-	-	134	0.00%	134	-	0.00%	0.00%	-	-	-	-	134
(k)	Foreign Companies	-	-	-	-	-		-	-			-	-	-	-	-
(l)	Bodies Corporate	41	7,56,891	-	-	7,56,891	0.89%	7,56,891	-	0.89%	0.89%	-	-	-	-	7,37,671
(m)	Any Other (specify)	103	18,57,226	-	-	18,57,226	2.19%	18,57,226	-	0.48%	0.48%	-	-	-	-	3,61,931
	Moneybee Securities Private Limited	1	14,51,495													
(n)	Employee Trusts			-	-			-	-			-	-	-	-	-
(o)	Overseas Corporate Bodies	1	43,800	-	-	43,800	0.05%	43,800	-	0.05%	0.05%	-	-	-	-	-
(p)	HUF	94	3,19,344	-	-	3,19,344	0.38%	3,19,344	-	0.38%	0.38%	-	-	-	-	3,19,344
(q)	Clearing Member	1	750	-	-	750	0.00%	750	-	0.00%	0.00%	-	-	-	-	750
(r)	LLP	6	41,837	-	-	41,837	0.05%	41,837	-	0.05%	0.05%	-	-	-	-	41,837
(s)	Others(More than 1% of			-	-	-		-	-		0.00%	-	-	-	-	-
												-	-	-	-	-
	Sub Total (B)(4)	4,764	2,19,68,736	-	-	2,19,68,736	25.92%	2,19,68,736	-	24.20%	24.20%	-	-	-	-	1,95,79,736
	Total Public Shareholding	4,774	2,40,33,684	-	-	2,40,33,684	28.35%	2,40,33,684	-	26.64%	26.64%	-	-	-	-	2,16,37,854
	(B)=(B)(1)+(B)(2)+(B)(3)+(B)(4)															

*Handwritten signature*




Post Scheme Shareholding pattern filed under Reg. 31(1)(a)/Reg. 31(1)(b)/Reg. 31(1)(c)  
Name of Listed Entity :ROYAL CUSHION VINYL PRODUCTS LIMITED  
Script Code and name : BSE - 526193

Name of shareholder	Name of PAC	No. of shareholders	Holding %
Nil			



Post Scheme Shareholding pattern filed under Reg. 31(1)(a)/Reg. 31(1)(b)/Reg. 31(1)(c)  
Name of Listed Entity : ROYAL CUSHION VINYL PRODUCTS LIMITED  
Script Code and name : BSE - 526193

Details of Shares which remain unclaimed may be given hear along with details such as number of shareholders, outstanding shares held in demat/unclaimed suspense account, voting rights which are frozen etc.	
No. of shareholders	No of Shares held



Post Scheme Shareholding pattern filed under Reg. 31(1)(a)/Reg. 31(1)(b)/Reg. 31(1)(c)  
Table IV - Statement showing Shareholding Pattern of the Non Promoter - Non Public shareholder  
Name of Listed Entity : ROYAL CUSHION VINYL PRODUCTS LIMITED  
Face Value: INR 10.00

	Category and Name of the shareholders (I)	PAN (II)	No. of shareh olders (III)	No. of fully paid up equity shares held (IV)	Partly paid-up equity shares held (V)	Nos. of shares underlying Depository Receipts (VI)	Total Nos. shares held (VII = IV+V+VI)	Shareholding % calculate as per SCRR 1957 As a % of (A+B+C2) (VIII)	Number of voting Rights held in each class of securities (IX)				No of shares underlying outstanding convertible Securities (including warrants) (X)	Total Shareholding as a % assuming full conversion of convertible securities(as a percentage of diluted share capital) (XI)	Number of Locked in shares (XII)		Number of shares pledged or otherwise encumbered (XIII)		Number of equity shares held in dematerialized form (XIV)
									No of voting Rights			Total as a % of Total voting rights			No. (a)	As a % of total shares held (b)	No. (a) (Not Applicable)	As a % of total shares held (b) (Not Applicable)	
									Class X	Class Y	Total								
(1)	Custodian/ DR Holder		-	-	-	-	-	-	-	-	-	-	-	-	-	-	-	-	-
(2)	Employee Benefit Trust (under SEBI (Share Based Employee Benefit) Regulations, 2014)		-	-	-	-	-	-	-	-	-	-	-	-	-	-	-	-	-
	Total Non-Promoter-Non Public Shareholding (C) = (C)(1)+(C)(2)		-	-	-	-	-	-	-	-	-	-	-	-	-	-	-	-	-



Post Scheme Shareholding pattern filed under Reg. 31(1)(a)/Reg. 31(1)(b)/Reg. 31(1)(c)  
Table V - Statement showing Foreign Ownership Limited  
Name of Listed Entity : ROYAL CUSHION VINYL PRODUCTS LIMITED  
Face Value: INR 10.00

Particulars	Approved Limits (%)	Limits Utilised (%)
As on shareholding date	100	0.05
As on the end of previous 1st quarter	100	0.05
As on the end of previous 2nd quarter	100	0.29
As on the end of previous 3rd quarter	100	0.29
As on the end of previous 4th quarter	100	0.29

